GENERAL NOTES:

1. ALL DIMENSIONS AND SIZES ARE IN MILLIMETRES. DO NOT SCALE DRAWINGS. PREFERNCES OF DIMENSIONED MESURMENT TO BE TAKEN OVER SCALED MEASURMENTS.
2. ALL WALL THICKNESSES DIMENSIONED OR NOTED ARE NOMINAL SIZES ONLY.
3. INFORMATION INDICATED IN THIS DOCUMENT MAY BE CRUCIAL TO THE SAFE AND PROPER FUNCTIONING OF THE PROJECT. DO NOT ALTER ANY ASPECT WITHOUT REFERENCE TO THE ARCHITECT.
4. READ THIS DRAWING IN CONJUNCTION WITH RELEVANT CONSULTANT DRAWINGS AND SPECIFICATIONS.
5. INFORM THE ARCHITECT OF ANY DISCREPANCIES
6. THE WORK IS TO BE COMPLETED IN ACCORDANCE WITH THE NATIONAL CONSTRUCTION CODE OF AUSTRALIA, AUSTRALIAN STANDARDS, SAA CODES AND ALL RELEVANT CONDITIONS BY-LAW.
7. THE BUILDING / MANUFACTURER SHALL CHECK AND VERIFY ALL DIMENSIONS, RL GROUNDLINES AND CONSTRUCTION METHODS PRIOR TO COMMENCEMENT OF WORK.
8. A COPY OF THIS PLAN IS TO BE SUBMITTED BY THE PROPRIETOR TO THE WATERBOARD FOR APPROVAL AS REQUIRED BY THE LOCAL COUNCIL.
9. THIS DRAWING IS PROTECTED BY COPYRIGHT. IT MAY ONLY BE USED FOR THE PURPOSE FOR WHICH IT IS ISSUED

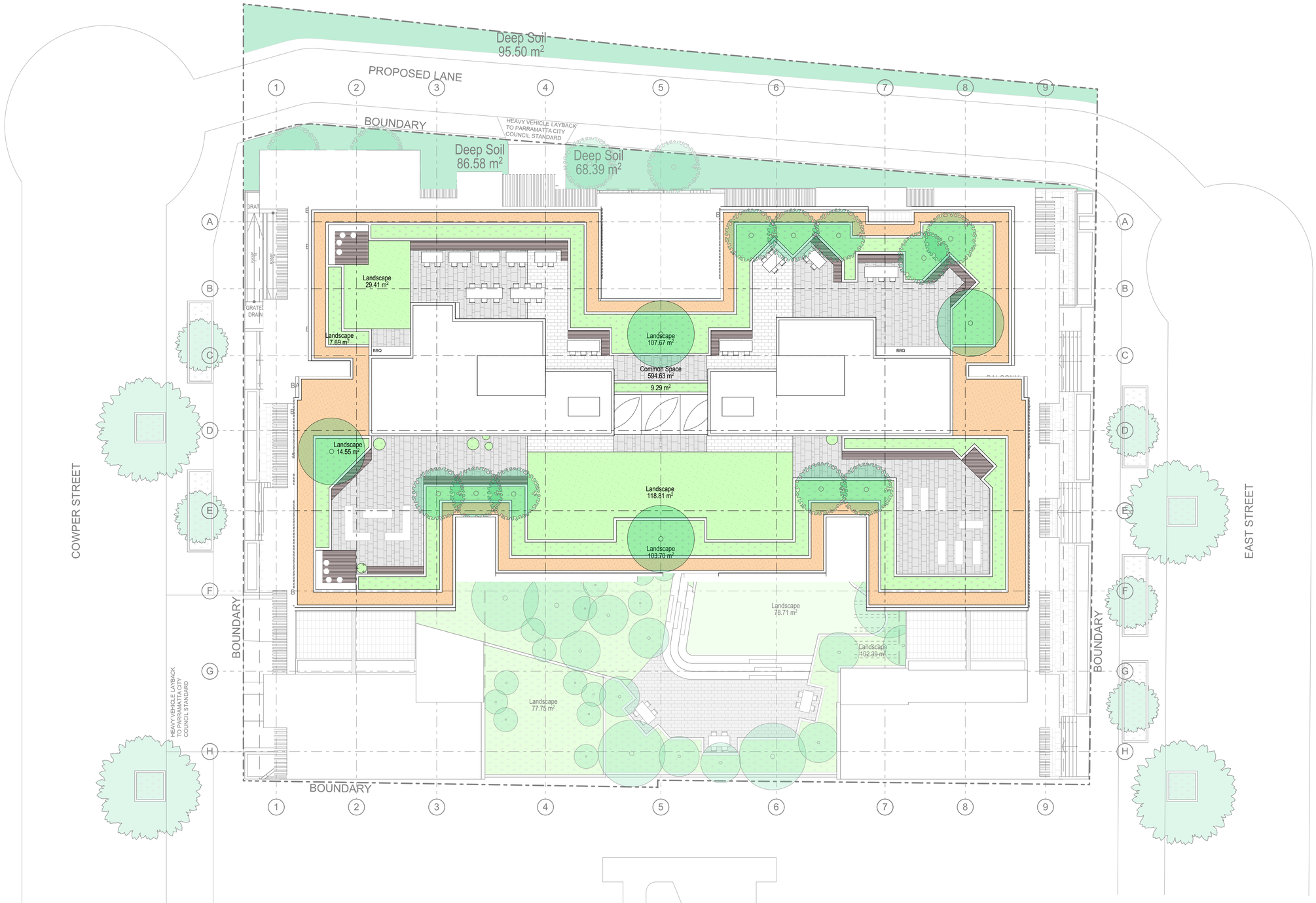

01 Site Plan
Scale @ A1 = 1:150

Structural Engineer: Webber Design

Traffic Engineer: TEF Consulting

Principal Certifying Authority: Sure Scope Building Certifiers

Services: Cardno

Fire Engineer: #Fire Engineer

Landscape Architect: Site Image

Civil Engineer: Woolacotts

BCA Consultant: #BCA & Access Consultant

L3 Design: Simplex Engineering

Rev	Date	Amendment	By
A	21/05/2021	S4.55 for Coordination	GL

Project:
Residential Development

Address:
2-6 Cowper St & 5 East St Granville Sydney NSW 2142 Australia

Client:
Ellipse Property

0 1 2 5 10m

Status:
S4.55 for Coordination

Drawing Title: Preliminary Site Plan

Project No: Pn_0768

Drawing No: A001

Revision: A

Date: 21/05/2021

Checked: PD

Drawn: GL

Scale@A1: 1:150

ARCHITECTS

ARCHITECTURE DESIGN STUDIO (NSW) PTY LTD
11 Egerton Street, Silverwater, NSW 2128
P: 02 9648 6663 I F: 02 9648 6664
info@ad-s.com.au I www.ad-s.com.au
ABN: 90 616 216 196
NSW Nominated Architect Pavlo Doroch 9170

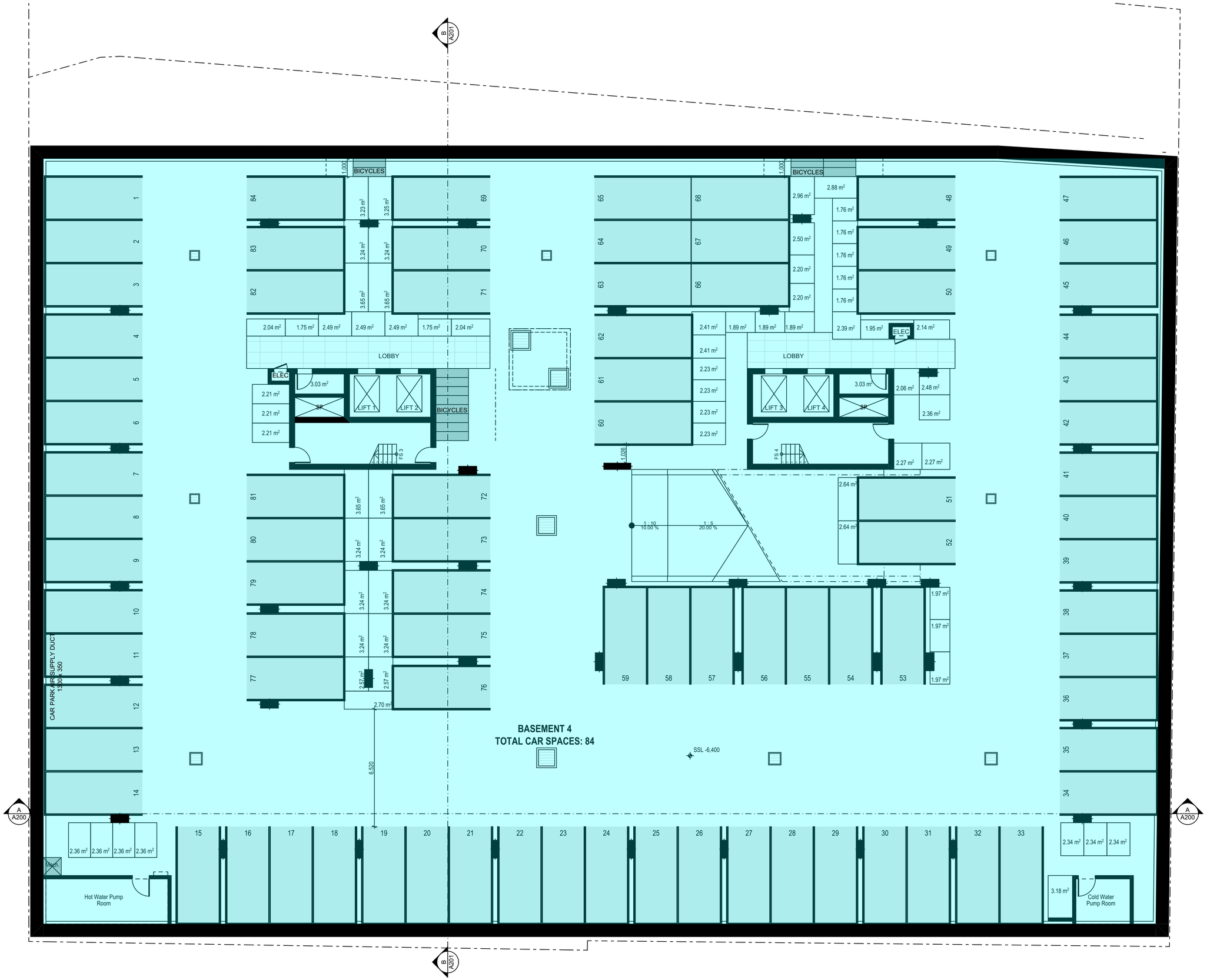

01 Basement 4
Scale @ A1 = 1:100

GENERAL NOTES:

1. ALL DIMENSIONS AND SIZES ARE IN MILLIMETRES. DO NOT SCALE DRAWINGS. PREFERNCES OF DIMENSIONED MESURMENT TO BE TAKEN OVER SCALED MEASURMENTS.
2. ALL WALL THICKNESSES DIMENSIONED OR NOTED ARE NOMINAL SIZES ONLY.
3. INFORMATION INDICATED IN THIS DOCUMENT MAY BE CRUCIAL TO THE SAFE AND PROPER FUNCTIONING OF THE PROJECT. DO NOT ALTER ANY ASPECT WITHOUT REFERENCE TO THE ARCHITECT.
4. READ THIS DRAWING IN CONJUNCTION WITH RELEVANT CONSULTANT DRAWINGS AND SPECIFICATIONS.
5. INFORM THE ARCHITECT OF ANY DISCREPANCIES
6. THE WORK IS TO BE COMPLETED IN ACCORDANCE WITH THE NATIONAL CONSTRUCTION CODE OF AUSTRALIA, AUSTRALIAN STANDARDS, SAA CODES AND ALL RELEVANT CONDITIONS BY-LAW.
7. THE BUILDING / MANUFACTURER SHALL CHECK AND VERIFY ALL DIMENSIONS, RL GROUNDLINES AND CONSTRUCTION METHODS PRIOR TO COMMENCEMENT OF WORK.
8. A COPY OF THIS PLAN IS TO BE SUBMITTED BY THE PROPRIETOR TO THE WATERBOARD FOR APPROVAL AS REQUIRED BY THE LOCAL COUNCIL.
9. THIS DRAWING IS PROTECTED BY COPYRIGHT. IT MAY ONLY BE USED FOR THE PURPOSE FOR WHICH IT IS ISSUED

Proposed S4.55 Modifications
Shown Hatched In Blue

Structural Engineer: Webber Design
Traffic Engineer: TEF Consulting
Principal Certifying Authority: Sure Scope Building Certifiers
Services: Cardno
Fire Engineer: #Fire Engineer
Landscape Architect: Site Image
Civil Engineer: Woolacotts
BCA Consultant: #BCA & Access Consultant
L3 Design: Simplex Engineering

Rev	Date	Amendment	By
A	5/03/2021	Preliminary S4.55	JB,GL
B	29/03/2021	S4.55 for Coordination	JB,GL
C	27/04/2021	S4.55 for Coordination	JB,GL
D	13/05/2021	S4.55 for Coordination	JB,GL
E	13/05/2021	S4.55 for Coordination	JB,GL
F	14/05/2021	S4.55 for Coordination	JB,GL
G	14/05/2021	S4.55 for Coordination	JB,GL
H	19/05/2021	S4.55 for Coordination	JB,GL
I	21/05/2021	S4.55 for Coordination	JB,GL

Project:
Residential Development

Address:
2-6 Cowper St & 5 East St Granville Sydney NSW 2142 Australia

Client:
Ellipse Property

0 1 2 5 10m

Status:
S4.55 for Coordination

Drawing Title: Floor Plans Basement 4

Project No: Pn_0768
Drawing No: A096
Revision: I

Date: 21/05/2021
Checked: PD
Drawn: JB,GL
Scale@A1: 1:100

ARCHITECTS
ARCHITECTURE DESIGN STUDIO (NSW) PTY LTD
11 Egerton Street, Silverwater, NSW 2128
P: 02 9648 6663 I F: 02 9648 6664
info@ad-s.com.au I www.ad-s.com.au
ABN: 90 616 216 196
NSW Nominated Architect Pavlo Doroch 9170

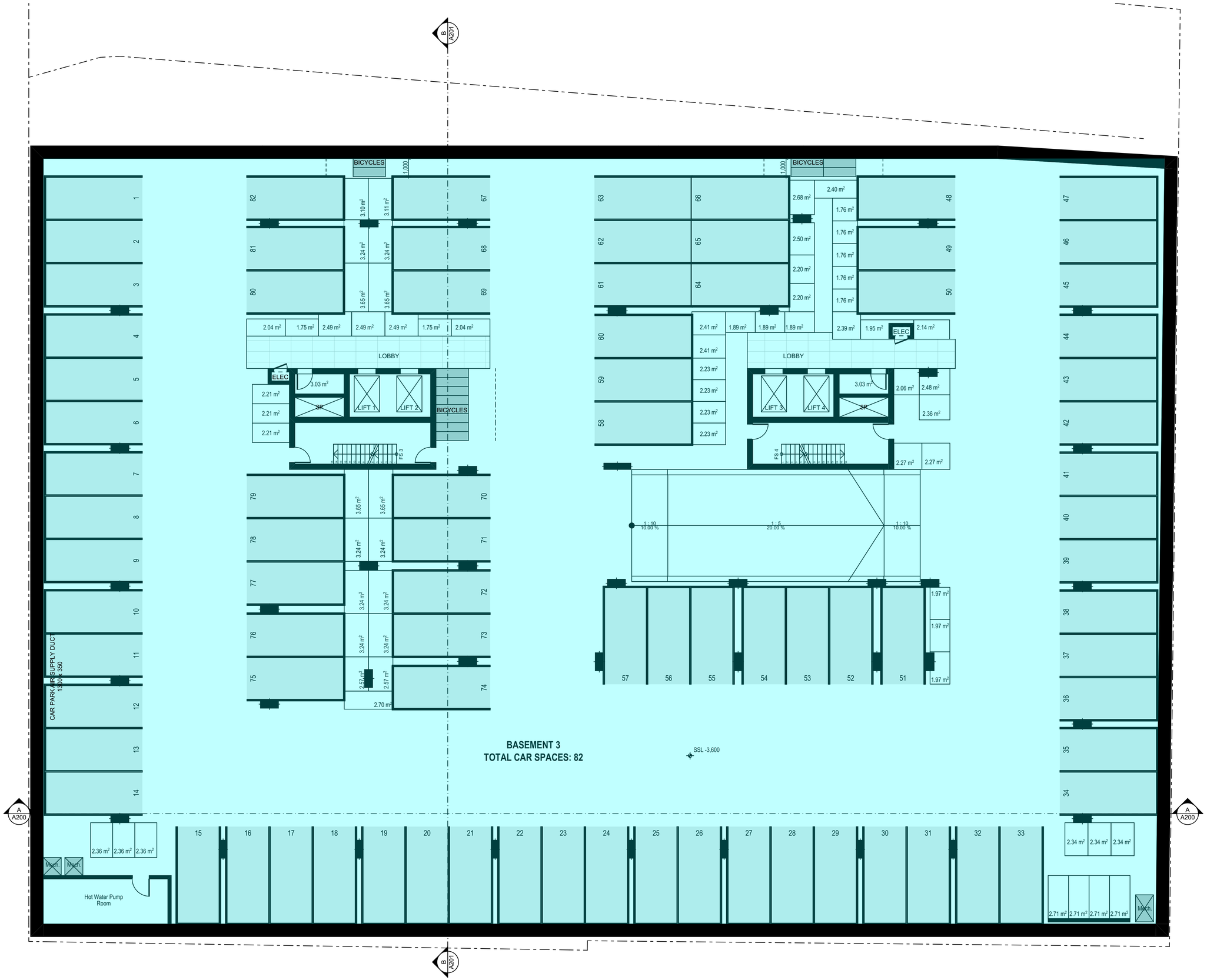

01 Basement 3
Scale @ A1 = 1:100

GENERAL NOTES:

1. ALL DIMENSIONS AND SIZES ARE IN MILLIMETRES. DO NOT SCALE DRAWINGS. PREFERNCES OF DIMENSIONED MESURMENT TO BE TAKEN OVER SCALED MEASURMENTS.
2. ALL WALL THICKNESSES DIMENSIONED OR NOTED ARE NOMINAL SIZES ONLY.
3. INFORMATION INDICATED IN THIS DOCUMENT MAY BE CRUCIAL TO THE SAFE AND PROPER FUNCTIONING OF THE PROJECT. DO NOT ALTER ANY ASPECT WITHOUT REFERENCE TO THE ARCHITECT.
4. READ THIS DRAWING IN CONJUNCTION WITH RELEVANT CONSULTANT DRAWINGS AND SPECIFICATIONS.
5. INFORM THE ARCHITECT OF ANY DISCREPANCIES
6. THE WORK IS TO BE COMPLETED IN ACCORDANCE WITH THE NATIONAL CONSTRUCTION CODE OF AUSTRALIA, AUSTRALIAN STANDARDS, SAA CODES AND ALL RELEVANT CONDITIONS BY-LAW.
7. THE BUILDING / MANUFACTURER SHALL CHECK AND VERIFY ALL DIMENSIONS, RL GROUNDLINES AND CONSTRUCTION METHODS PRIOR TO COMMENCEMENT OF WORK.
8. A COPY OF THIS PLAN IS TO BE SUBMITTED BY THE PROPRIETOR TO THE WATERBOARD FOR APPROVAL AS REQUIRED BY THE LOCAL COUNCIL.
9. THIS DRAWING IS PROTECTED BY COPYRIGHT. IT MAY ONLY BE USED FOR THE PURPOSE FOR WHICH IT IS ISSUED

Proposed S4.55 Modifications
Shown Hatched In Blue

Structural Engineer: Webber Design
Traffic Engineer: TEF Consulting
Principal Certifying Authority: Sure Scope Building Certifiers
Services: Cardno
Fire Engineer: #Fire Engineer
Landscape Architect: Site Image
Civil Engineer: Woolacotts
BCA Consultant: #BCA & Access Consultant
L3 Design: Simplex Engineering

Rev	Date	Amendment	By
A	5/03/2021	Preliminary S4.55	JB,GL
B	29/03/2021	S4.55 for Coordination	JB,GL
C	27/04/2021	S4.55 for Coordination	JB,GL
D	13/05/2021	S4.55 for Coordination	JB,GL
E	13/05/2021	S4.55 for Coordination	JB,GL
F	14/05/2021	S4.55 for Coordination	JB,GL
G	14/05/2021	S4.55 for Coordination	JB,GL
H	19/05/2021	S4.55 for Coordination	JB,GL
I	21/05/2021	S4.55 for Coordination	JB,GL

Project:
Residential Development

Address:
2-6 Cowper St & 5 East St Granville Sydney NSW 2142 Australia

Client:
Ellipse Property

0 1 2 5 10m

Status:
S4.55 for Coordination

Drawing Title: Floor Plans Basement 3

Project No: Pn_0768
Drawing No: A097
Revision: I

Date: 21/05/2021
Checked: PD
Drawn: JB,GL
Scale@A1: 1:100

ARCHITECTS
ARCHITECTURE DESIGN STUDIO (NSW) PTY LTD
11 Egerton Street, Silverwater, NSW 2128
P: 02 9648 6663 I F: 02 9648 6664
info@ad-s.com.au I www.ad-s.com.au
ABN: 90 616 216 196
NSW Nominated Architect Pavlo Doroch 9170

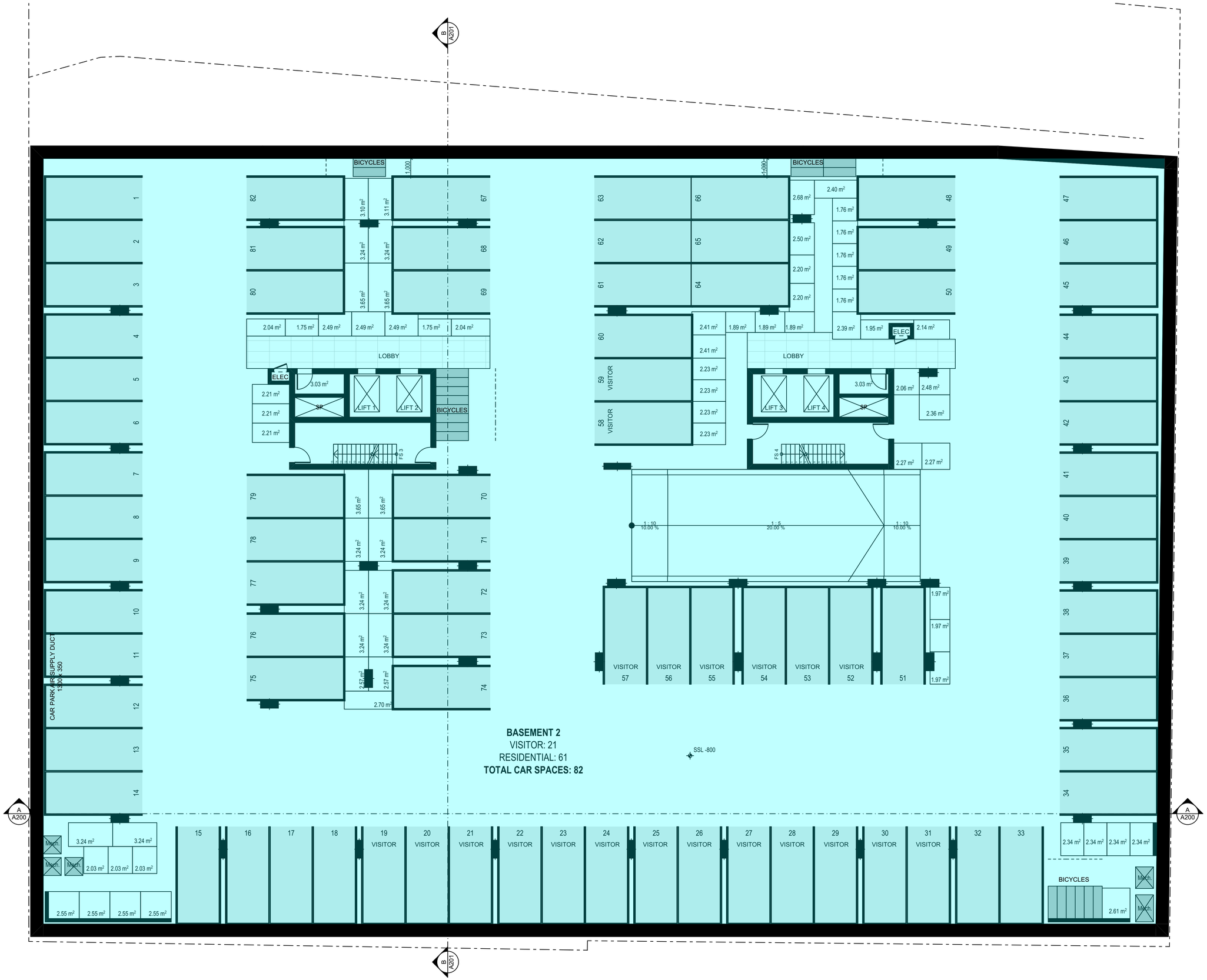

01 Basement 2
Scale @ A1 = 1:100

GENERAL NOTES:

1. ALL DIMENSIONS AND SIZES ARE IN MILLIMETRES. DO NOT SCALE DRAWINGS. PREFERNCES OF DIMENSIONED MESURMENT TO BE TAKEN OVER SCALED MEASURMENTS.
2. ALL WALL THICKNESSES DIMENSIONED OR NOTED ARE NOMINAL SIZES ONLY.
3. INFORMATION INDICATED IN THIS DOCUMENT MAY BE CRUCIAL TO THE SAFE AND PROPER FUNCTIONING OF THE PROJECT. DO NOT ALTER ANY ASPECT WITHOUT REFERENCE TO THE ARCHITECT.
4. READ THIS DRAWING IN CONJUNCTION WITH RELEVANT CONSULTANT DRAWINGS AND SPECIFICATIONS.
5. INFORM THE ARCHITECT OF ANY DISCREPANCIES
6. THE WORK IS TO BE COMPLETED IN ACCORDANCE WITH THE NATIONAL CONSTRUCTION CODE OF AUSTRALIA, AUSTRALIAN STANDARDS, SAA CODES AND ALL RELEVANT CONDITIONS BY-LAW.
7. THE BUILDING / MANUFACTURER SHALL CHECK AND VERIFY ALL DIMENSIONS, RL GROUNDLINES AND CONSTRUCTION METHODS PRIOR TO COMMENCEMENT OF WORK.
8. A COPY OF THIS PLAN IS TO BE SUBMITTED BY THE PROPRIETOR TO THE WATERBOARD FOR APPROVAL AS REQUIRED BY THE LOCAL COUNCIL.
9. THIS DRAWING IS PROTECTED BY COPYRIGHT. IT MAY ONLY BE USED FOR THE PURPOSE FOR WHICH IT IS ISSUED

Proposed S4.55 Modifications
Shown Hatched In Blue

Structural Engineer: Webber Design
Traffic Engineer: TEF Consulting
Principal Certifying Authority: Sure Scope Building Certifiers
Services: Cardno
Fire Engineer: #Fire Engineer
Landscape Architect: Site Image
Civil Engineer: Woolacotts
BCA Consultant: #BCA & Access Consultant
L3 Design: Simplex Engineering

Rev	Date	Amendment	By
A	5/03/2021	Preliminary S4.55	JB,GL
B	29/03/2021	S4.55 for Coordination	JB,GL
C	27/04/2021	S4.55 for Coordination	JB,GL
D	13/05/2021	S4.55 for Coordination	JB,GL
E	13/05/2021	S4.55 for Coordination	JB,GL
F	14/05/2021	S4.55 for Coordination	JB,GL
G	14/05/2021	S4.55 for Coordination	JB,GL
H	19/05/2021	S4.55 for Coordination	JB,GL
I	21/05/2021	S4.55 for Coordination	JB,GL

Project:
Residential Development

Address:
2-6 Cowper St & 5 East St Granville Sydney NSW 2142 Australia

Client:
Ellipse Property

0 1 2 5 10m

Status:
S4.55 for Coordination

Drawing Title: Floor Plans Basement 2

Project No: Pn_0768
Drawing No: A098
Revision: I

Date: 21/05/2021
Checked: PD
Drawn: JB,GL
Scale@A1: 1:100

ARCHITECTS

ARCHITECTURE DESIGN STUDIO (NSW) PTY LTD
11 Egerton Street, Silverwater, NSW 2128
P: 02 9648 6663 I F: 02 9648 6664
info@ad-s.com.au I www.ad-s.com.au
ABN: 90 616 216 196
NSW Nominated Architect Pavlo Doroch 9170

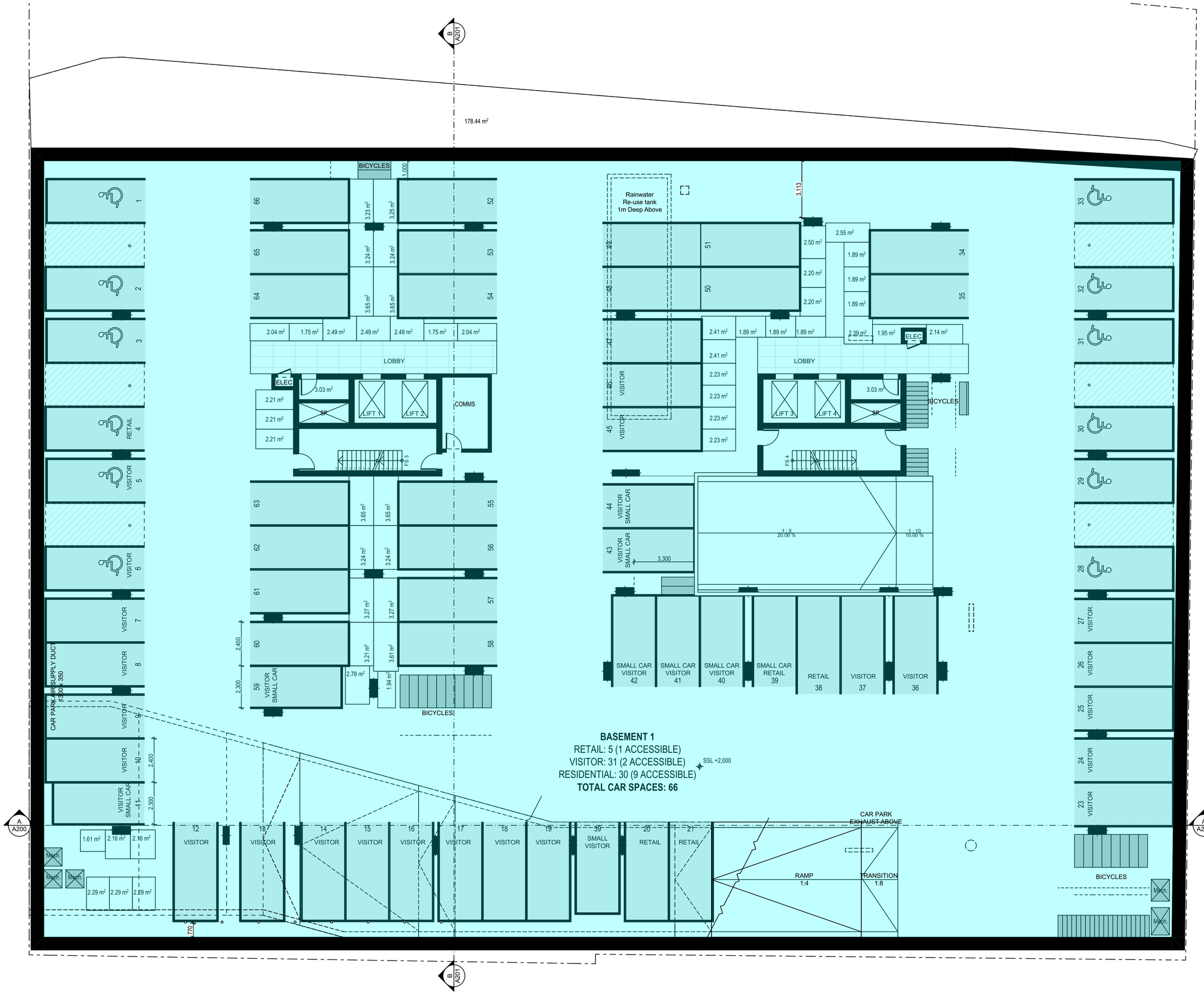

01 Basement 1
Scale @ A1 = 1:100

GENERAL NOTES:

1. ALL DIMENSIONS AND SIZES ARE IN MILLIMETRES. DO NOT SCALE DRAWINGS. PREFERNCES OF DIMENSIONED MESURMENT TO BE TAKEN OVER SCALED MEASURMENTS.
2. ALL WALL THICKNESSES DIMENSIONED OR NOTED ARE NOMINAL SIZES ONLY.
3. INFORMATION INDICATED IN THIS DOCUMENT MAY BE CRUCIAL TO THE SAFE AND PROPER FUNCTIONING OF THE PROJECT. DO NOT ALTER ANY ASPECT WITHOUT REFERENCE TO THE ARCHITECT.
4. READ THIS DRAWING IN CONJUNCTION WITH RELEVANT CONSULTANT DRAWINGS AND SPECIFICATIONS.
5. INFORM THE ARCHITECT OF ANY DISCREPANCIES
6. THE WORK IS TO BE COMPLETED IN ACCORDANCE WITH THE NATIONAL CONSTRUCTION CODE OF AUSTRALIA, AUSTRALIAN STANDARDS, SAA CODES AND ALL RELEVANT CONDITIONS BY-LAW.
7. THE BUILDING / MANUFACTURER SHALL CHECK AND VERIFY ALL DIMENSIONS, RL GROUNDLINES AND CONSTRUCTION METHODS PRIOR TO COMMENCEMENT OF WORK.
8. A COPY OF THIS PLAN IS TO BE SUBMITTED BY THE PROPRIETOR TO THE WATERBOARD FOR APPROVAL AS REQUIRED BY THE LOCAL COUNCIL.
9. THIS DRAWING IS PROTECTED BY COPYRIGHT. IT MAY ONLY BE USED FOR THE PURPOSE FOR WHICH IT IS ISSUED

Proposed S4.55 Modifications
Shown Hatched In Blue

Structural Engineer: Webber Design
Traffic Engineer: TEF Consulting
Principal Certifying Authoriy: Sure Scope Building Certifiers
Services: Cardno
Fire Engineer: #Fire Engineer
Landscape Architect: Site Image
Civil Engineer: Woolacotts
BCA Consultant: #BCA & Access Consultant
L3 Design: Simplex Engineering

Rev	Date	Amendment	By
A	5/03/2021	Preliminary S4.55	JB,GL
B	29/03/2021	S4.55 for Coordination	JB,GL
C	27/04/2021	S4.55 for Coordination	JB,GL
D	13/05/2021	S4.55 for Coordination	JB,GL
E	13/05/2021	S4.55 for Coordination	JB,GL
F	14/05/2021	S4.55 for Coordination	JB,GL
G	14/05/2021	S4.55 for Coordination	JB,GL
H	19/05/2021	S4.55 for Coordination	JB,GL
I	21/05/2021	S4.55 for Coordination	JB,GL

Project:
Residential Development

Address:
2-6 Cowper St & 5 East St Granville Sydney NSW 2142 Australia

Client:
Ellipse Property

0 1 2 5 10m

Status:
S4.55 for Coordination

Drawing Title: Floor Plans Basement 1

Project No: Pn_0768
Drawing No: A099
Revision: I
Date: 21/05/2021
Checked: PD
Drawn: JB,GL
Scale@A1: 1:100

ARCHITECTS
ARCHITECTURE DESIGN STUDIO (NSW) PTY LTD
11 Egerton Street, Silverwater, NSW 2128
P: 02 9648 6663 I F: 02 9648 6664
info@ad-s.com.au I www.ad-s.com.au
ABN: 90 616 216 196
NSW Nominated Architect Pavlo Doroch 9170

01 Ground Floor
Scale @ A1 = 1:100

GENERAL NOTES:

1. ALL DIMENSIONS AND SIZES ARE IN MILLIMETRES. DO NOT SCALE DRAWINGS. PREFERNCES OF DIMENSIONED MESURMENT TO BE TAKEN OVER SCALED MEASURMENTS.
2. ALL WALL THICKNESSES DIMENSIONED OR NOTED ARE NOMINAL SIZES ONLY.
3. INFORMATION INDICATED IN THIS DOCUMENT MAY BE CRUCIAL TO THE SAFE AND PROPER FUNCTIONING OF THE PROJECT. DO NOT ALTER ANY ASPECT WITHOUT REFERENCE TO THE ARCHITECT.
4. READ THIS DRAWING IN CONJUNCTION WITH RELEVANT CONSULTANT DRAWINGS AND SPECIFICATIONS.
5. INFORM THE ARCHITECT OF ANY DISCREPANCIES
6. THE WORK IS TO BE COMPLETED IN ACCORDANCE WITH THE NATIONAL CONSTRUCTION CODE OF AUSTRALIA, AUSTRALIAN STANDARDS, SAA CODES AND ALL RELEVANT CONDITIONS BY-LAW.
7. THE BUILDING / MANUFACTURER SHALL CHECK AND VERIFY ALL DIMENSIONS, RL GROUNDLINES AND CONSTRUCTION METHODS PRIOR TO COMMENCEMENT OF WORK.
8. A COPY OF THIS PLAN IS TO BE SUBMITTED BY THE PROPRIETOR TO THE WATERBOARD FOR APPROVAL AS REQUIRED BY THE LOCAL COUNCIL.
9. THIS DRAWING IS PROTECTED BY COPYRIGHT. IT MAY ONLY BE USED FOR THE PURPOSE FOR WHICH IT IS ISSUED

Proposed S4.55 Modifications Shown Hatched In Blue

Structural Engineer: Webber Design
Traffic Engineer: TEF Consulting
Principal Certifying Authoriy: Sure Scope Building Certifiers
Services: Cardno
Fire Engineer: #Fire Engineer
Landscape Architect: Site Image
Civil Engineer: Woolacotts
BCA Consultant: #BCA & Access Consultant
L3 Design: Simplex Engineering

Rev	Date	Amendment	By
A	5/03/2021	Preliminary S4.55	JB,GL
B	29/03/2021	S4.55 for Coordination	JB,GL
C	27/04/2021	S4.55 for Coordination	JB,GL
D	29/04/2021	S4.55 for Coordination	JB,GL
E	13/05/2021	S4.55 for Coordination	JB,GL
F	14/05/2021	S4.55 for Coordination	JB,GL
G	14/05/2021	S4.55 for Coordination	JB,GL
H	19/05/2021	S4.55 for Coordination	JB,GL
I	21/05/2021	S4.55 for Coordination	JB,GL
J	20/08/2021	S4.55 for Coordination	JB,GL
K	31/08/2021	S4.55 for Coordination	JB,GL
L	2/09/2021	S4.55 for Coordination	JB,GL

Project:
Residential Development

Address:
2-6 Cowper St & 5 East St Granville Sydney NSW 2142 Australia

Client:
Ellipse Property

0 1 2 5 10m

Status:
S4.55 for Coordination

Drawing Title: Floor Plans Ground Floor Plan

Project No: Pn_0768
Drawing No: A100
Revision: L
Date: 2/09/2021
Checked: PD
Drawn: JB,GL
Scale@A1: 1:100

ARCHITECTS
ARCHITECTURE DESIGN STUDIO (NSW) PTY LTD
11 Egerton Street, Silverwater, NSW 2128
P: 02 9648 6663 I F: 02 9648 6664
info@ad-s.com.au I www.ad-s.com.au
ABN: 90 616 216 196
NSW Nominated Architect Pavlo Doroch 9170

01 Level 1
Scale @ A1 = 1:100

GENERAL NOTES:

1. ALL DIMENSIONS AND SIZES ARE IN MILLIMETRES. DO NOT SCALE DRAWINGS. PREFERNCES OF DIMENSIONED MESURMENT TO BE TAKEN OVER SCALED MEASURMENTS.
2. ALL WALL THICKNESSES DIMENSIONED OR NOTED ARE NOMINAL SIZES ONLY.
3. INFORMATION INDICATED IN THIS DOCUMENT MAY BE CRUCIAL TO THE SAFE AND PROPER FUNCTIONING OF THE PROJECT. DO NOT ALTER ANY ASPECT WITHOUT REFERENCE TO THE ARCHITECT.
4. READ THIS DRAWING IN CONJUNCTION WITH RELEVANT CONSULTANT DRAWINGS AND SPECIFICATIONS.
5. INFORM THE ARCHITECT OF ANY DISCREPANCIES
6. THE WORK IS TO BE COMPLETED IN ACCORDANCE WITH THE NATIONAL CONSTRUCTION CODE OF AUSTRALIA, AUSTRALIAN STANDARDS, SAA CODES AND ALL RELEVANT CONDITIONS BY-LAW.
7. THE BUILDING / MANUFACTURER SHALL CHECK AND VERIFY ALL DIMENSIONS, RL GROUNDLINES AND CONSTRUCTION METHODS PRIOR TO COMMENCEMENT OF WORK.
8. A COPY OF THIS PLAN IS TO BE SUBMITTED BY THE PROPRIETOR TO THE WATERBOARD FOR APPROVAL AS REQUIRED BY THE LOCAL COUNCIL.
9. THIS DRAWING IS PROTECTED BY COPYRIGHT. IT MAY ONLY BE USED FOR THE PURPOSE FOR WHICH IT IS ISSUED

Proposed S4.55 Modifications Shown Hatched In Blue

Structural Engineer: Webber Design
Traffic Engineer: TEF Consulting
Principal Certifying Authoriy: Sure Scope Building Certifiers
Services: Cardno
Fire Engineer: #Fire Engineer
Landscape Architect: Site Image
Civil Engineer: Woolacotts
BCA Consultant: #BCA & Access Consultant
L3 Design: Simplex Engineering

Rev	Date	Amendment	By
A	5/03/2021	Preliminary S4.55	JB,GL
B	29/03/2021	S4.55 for Coordination	JB,GL
C	27/04/2021	S4.55 for Coordination	JB,GL
D	14/05/2021	S4.55 for Coordination	JB,GL
E	14/05/2021	S4.55 for Coordination	JB,GL
F	21/05/2021	S4.55 for Coordination	JB,GL

Project:
Residential Development

Address:
2-6 Cowper St & 5 East St Granville Sydney NSW 2142 Australia

Client:
Ellipse Property

0 1 2 5 10m

Status:
S4.55 for Coordination

Drawing Title: Floor Plans Level 1

Project No: Pn_0768
Drawing No: A101
Revision: F

Date: 21/05/2021
Checked: PD
Drawn: JB,GL
Scale@A1: 1:100

ARCHITECTS
ARCHITECTURE DESIGN STUDIO (NSW) PTY LTD
11 Egerton Street, Silverwater, NSW 2128
P: 02 9648 6663 I F: 02 9648 6664
info@ad-s.com.au I www.ad-s.com.au
ABN: 90 616 216 196
NSW Nominated Architect Pavlo Doroch 9170

01 Level 2
Scale @ A1 = 1:100

GENERAL NOTES:

1. ALL DIMENSIONS AND SIZES ARE IN MILLIMETRES. DO NOT SCALE DRAWINGS. PREFERNCES OF DIMENSIONED MESURMENT TO BE TAKEN OVER SCALED MEASURMENTS.
2. ALL WALL THICKNESSES DIMENSIONED OR NOTED ARE NOMINAL SIZES ONLY.
3. INFORMATION INDICATED IN THIS DOCUMENT MAY BE CRUCIAL TO THE SAFE AND PROPER FUNCTIONING OF THE PROJECT. DO NOT ALTER ANY ASPECT WITHOUT REFERENCE TO THE ARCHITECT.
4. READ THIS DRAWING IN CONJUNCTION WITH RELEVANT CONSULTANT DRAWINGS AND SPECIFICATIONS.
5. INFORM THE ARCHITECT OF ANY DISCREPANCIES
6. THE WORK IS TO BE COMPLETED IN ACCORDANCE WITH THE NATIONAL CONSTRUCTION CODE OF AUSTRALIA, AUSTRALIAN STANDARDS, SAA CODES AND ALL RELEVANT CONDITIONS BY-LAW.
7. THE BUILDING / MANUFACTURER SHALL CHECK AND VERIFY ALL DIMENSIONS, RL GROUNDLINES AND CONSTRUCTION METHODS PRIOR TO COMMENCEMENT OF WORK.
8. A COPY OF THIS PLAN IS TO BE SUBMITTED BY THE PROPRIETOR TO THE WATERBOARD FOR APPROVAL AS REQUIRED BY THE LOCAL COUNCIL.
9. THIS DRAWING IS PROTECTED BY COPYRIGHT. IT MAY ONLY BE USED FOR THE PURPOSE FOR WHICH IT IS ISSUED

Proposed S4.55 Modifications
Shown Hatched In Blue

Structural Engineer: Webber Design
Traffic Engineer: TEF Consulting
Principal Certifying Authority: Sure Scope Building Certifiers
Services: Cardno
Fire Engineer: #Fire Engineer
Landscape Architect: Site Image
Civil Engineer: Woolacotts
BCA Consultant: #BCA & Access Consultant
L3 Design: Simplex Engineering

Rev	Date	Amendment	By
A	5/03/2021	Preliminary S4.55	JB,GL
B	29/03/2021	S4.55 for Coordination	JB,GL
C	27/04/2021	S4.55 for Coordination	JB,GL
D	14/05/2021	S4.55 for Coordination	JB,GL
E	14/05/2021	S4.55 for Coordination	JB,GL
F	21/05/2021	S4.55 for Coordination	JB,GL

Project:
Residential Development

Address:
2-6 Cowper St & 5 East St Granville Sydney NSW 2142 Australia

Client:
Ellipse Property

0 1 2 5 10m

Status:
S4.55 for Coordination

Drawing Title: Floor Plans Level 2

Project No: Pn_0768
Drawing No: A102
Revision: F

Date: 21/05/2021
Checked: PD
Drawn: JB,GL
Scale@A1: 1:100

ARCHITECTS
ARCHITECTURE DESIGN STUDIO (NSW) PTY LTD
11 Egerton Street, Silverwater, NSW 2128
P: 02 9648 6663 I F: 02 9648 6664
info@ad-s.com.au I www.ad-s.com.au
ABN: 90 616 216 196
NSW Nominated Architect Pavlo Doroch 9170

01 Level 3
Scale @ A1 = 1:100

GENERAL NOTES:

1. ALL DIMENSIONS AND SIZES ARE IN MILLIMETRES. DO NOT SCALE DRAWINGS. PREFERNCES OF DIMENSIONED MESURMENT TO BE TAKEN OVER SCALED MEASURMENTS.
2. ALL WALL THICKNESSES DIMENSIONED OR NOTED ARE NOMINAL SIZES ONLY.
3. INFORMATION INDICATED IN THIS DOCUMENT MAY BE CRUCIAL TO THE SAFE AND PROPER FUNCTIONING OF THE PROJECT. DO NOT ALTER ANY ASPECT WITHOUT REFERENCE TO THE ARCHITECT.
4. READ THIS DRAWING IN CONJUNCTION WITH RELEVANT CONSULTANT DRAWINGS AND SPECIFICATIONS.
5. INFORM THE ARCHITECT OF ANY DISCREPANCIES
6. THE WORK IS TO BE COMPLETED IN ACCORDANCE WITH THE NATIONAL CONSTRUCTION CODE OF AUSTRALIA, AUSTRALIAN STANDARDS, SAA CODES AND ALL RELEVANT CONDITIONS BY-LAW.
7. THE BUILDING / MANUFACTURER SHALL CHECK AND VERIFY ALL DIMENSIONS, RL GROUNDLINES AND CONSTRUCTION METHODS PRIOR TO COMMENCEMENT OF WORK.
8. A COPY OF THIS PLAN IS TO BE SUBMITTED BY THE PROPRIETOR TO THE WATERBOARD FOR APPROVAL AS REQUIRED BY THE LOCAL COUNCIL.
9. THIS DRAWING IS PROTECTED BY COPYRIGHT. IT MAY ONLY BE USED FOR THE PURPOSE FOR WHICH IT IS ISSUED

Proposed S4.55 Modifications
Shown Hatched In Blue

Structural Engineer: Webber Design
Traffic Engineer: TEF Consulting
Principal Certifying Authority: Sure Scope Building Certifiers

Services: Cardno
Fire Engineer: #Fire Engineer
Landscape Architect: Site Image

Civil Engineer: Woolacotts
BCA Consultant: #BCA & Access Consultant
L3 Design: Simplex Engineering

Rev	Date	Amendment	By
A	5/03/2021	Preliminary S4.55	JB,GL
B	29/03/2021	S4.55 for Coordination	JB,GL
C	27/04/2021	S4.55 for Coordination	JB,GL
D	14/05/2021	S4.55 for Coordination	JB,GL
E	14/05/2021	S4.55 for Coordination	JB,GL
F	21/05/2021	S4.55 for Coordination	JB,GL

Project:
Residential Development

Address:
2-6 Cowper St & 5 East St Granville Sydney NSW 2142 Australia

Client:
Ellipse Property

0 1 2 5 10m

Status:
S4.55 for Coordination

Drawing Title: Floor Plans Level 3

Project No: Pn_0768
Drawing No: A103
Revision: F

Date: 21/05/2021
Checked: PD
Drawn: JB,GL
Scale@A1: 1:100

ARCHITECTS
ARCHITECTURE DESIGN STUDIO (NSW) PTY LTD
11 Egerton Street, Silverwater, NSW 2128
P: 02 9648 6663 I F: 02 9648 6664
info@ad-s.com.au I www.ad-s.com.au
ABN: 90 616 216 196
NSW Nominated Architect Pavlo Doroch 9170

01 Level 4
Scale @ A1 = 1:100

GENERAL NOTES:

1. ALL DIMENSIONS AND SIZES ARE IN MILLIMETRES. DO NOT SCALE DRAWINGS. PREFERNCES OF DIMENSIONED MESURMENT TO BE TAKEN OVER SCALED MEASURMENTS.
2. ALL WALL THICKNESSES DIMENSIONED OR NOTED ARE NOMINAL SIZES ONLY.
3. INFORMATION INDICATED IN THIS DOCUMENT MAY BE CRUCIAL TO THE SAFE AND PROPER FUNCTIONING OF THE PROJECT. DO NOT ALTER ANY ASPECT WITHOUT REFERENCE TO THE ARCHITECT.
4. READ THIS DRAWING IN CONJUNCTION WITH RELEVANT CONSULTANT DRAWINGS AND SPECIFICATIONS.
5. INFORM THE ARCHITECT OF ANY DISCREPANCIES
6. THE WORK IS TO BE COMPLETED IN ACCORDANCE WITH THE NATIONAL CONSTRUCTION CODE OF AUSTRALIA, AUSTRALIAN STANDARDS, SAA CODES AND ALL RELEVANT CONDITIONS BY-LAW.
7. THE BUILDING / MANUFACTURER SHALL CHECK AND VERIFY ALL DIMENSIONS, RL GROUNDLINES AND CONSTRUCTION METHODS PRIOR TO COMMENCEMENT OF WORK.
8. A COPY OF THIS PLAN IS TO BE SUBMITTED BY THE PROPRIETOR TO THE WATERBOARD FOR APPROVAL AS REQUIRED BY THE LOCAL COUNCIL.
9. THIS DRAWING IS PROTECTED BY COPYRIGHT. IT MAY ONLY BE USED FOR THE PURPOSE FOR WHICH IT IS ISSUED

Proposed S4.55 Modifications
Shown Hatched In Blue

Structural Engineer: Webber Design
Traffic Engineer: TEF Consulting
Principal Certifying Authoriy: Sure Scope Building Certifiers

Services: Cardno
Fire Engineer: #Fire Engineer
Landscape Architect: Site Image

Civil Engineer: Woolacotts
BCA Consultant: #BCA & Access Consultant
L3 Design: Simplex Engineering

Rev	Date	Amendment	By
A	5/03/2021	Preliminary S4.55	JB,GL
B	29/03/2021	S4.55 for Coordination	JB,GL
C	27/04/2021	S4.55 for Coordination	JB,GL
D	14/05/2021	S4.55 for Coordination	JB,GL
E	14/05/2021	S4.55 for Coordination	JB,GL
F	21/05/2021	S4.55 for Coordination	JB,GL

Project:
Residential Development

Address:
2-6 Cowper St & 5 East St Granville Sydney NSW 2142 Australia

Client:
Ellipse Property

0 1 2 5 10m

Status:
S4.55 for Coordination

Drawing Title: Floor Plans Level 4

Project No: Pn_0768
Drawing No: A104
Revision: F

Date: 21/05/2021
Checked: PD
Drawn: JB,GL
Scale@A1: 1:100

ARCHITECTS
ARCHITECTURE DESIGN STUDIO (NSW) PTY LTD
11 Egerton Street, Silverwater, NSW 2128
P: 02 9648 6663 I F: 02 9648 6664
info@ad-s.com.au I www.ad-s.com.au
ABN: 90 616 216 196
NSW Nominated Architect Pavlo Doroch 9170

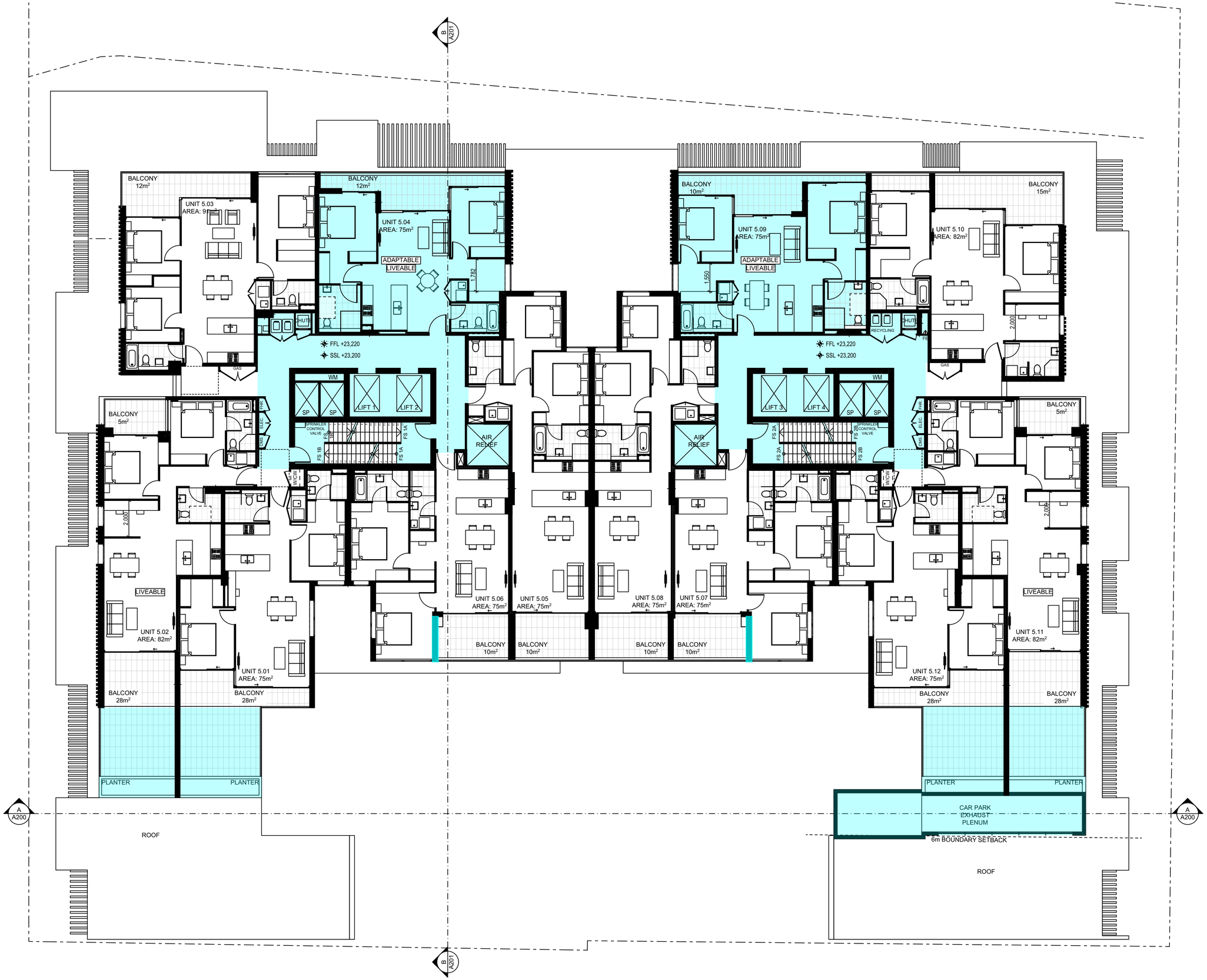

01 Level 5
Scale @ A1 = 1:100

GENERAL NOTES:

1. ALL DIMENSIONS AND SIZES ARE IN MILLIMETRES. DO NOT SCALE DRAWINGS. PREFERNCES OF DIMENSIONED MESURMENT TO BE TAKEN OVER SCALED MEASURMENTS.
2. ALL WALL THICKNESSES DIMENSIONED OR NOTED ARE NOMINAL SIZES ONLY.
3. INFORMATION INDICATED IN THIS DOCUMENT MAY BE CRUCIAL TO THE SAFE AND PROPER FUNCTIONING OF THE PROJECT. DO NOT ALTER ANY ASPECT WITHOUT REFERENCE TO THE ARCHITECT.
4. READ THIS DRAWING IN CONJUNCTION WITH RELEVANT CONSULTANT DRAWINGS AND SPECIFICATIONS.
5. INFORM THE ARCHITECT OF ANY DISCREPANCIES
6. THE WORK IS TO BE COMPLETED IN ACCORDANCE WITH THE NATIONAL CONSTRUCTION CODE OF AUSTRALIA, AUSTRALIAN STANDARDS, SAA CODES AND ALL RELEVANT CONDITIONS BY-LAW.
7. THE BUILDING / MANUFACTURER SHALL CHECK AND VERIFY ALL DIMENSIONS, RL GROUNDLINES AND CONSTRUCTION METHODS PRIOR TO COMMENCEMENT OF WORK.
8. A COPY OF THIS PLAN IS TO BE SUBMITTED BY THE PROPRIETOR TO THE WATERBOARD FOR APPROVAL AS REQUIRED BY THE LOCAL COUNCIL.
9. THIS DRAWING IS PROTECTED BY COPYRIGHT. IT MAY ONLY BE USED FOR THE PURPOSE FOR WHICH IT IS ISSUED

Proposed S4.55 Modifications
Shown Hatched In Blue

Structural Engineer: Webber Design
Traffic Engineer: TEF Consulting
Principal Certifying Authority: Sure Scope Building Certifiers

Services: Cardno
Fire Engineer: #Fire Engineer
Landscape Architect: Site Image

Civil Engineer: Woolacotts
BCA Consultant: #BCA & Access Consultant
L3 Design: Simplex Engineering

Rev	Date	Amendment	By
A	5/03/2021	Preliminary S4.55	JB,GL
B	29/03/2021	S4.55 for Coordination	JB,GL
C	27/04/2021	S4.55 for Coordination	JB,GL
D	14/05/2021	S4.55 for Coordination	JB,GL
E	14/05/2021	S4.55 for Coordination	JB,GL
F	21/05/2021	S4.55 for Coordination	JB,GL

Project:
Residential Development

Address:
2-6 Cowper St & 5 East St Granville Sydney NSW 2142 Australia

Client:
Ellipse Property

0 1 2 5 10m

Status:
S4.55 for Coordination

Drawing Title: Floor Plans Level 5

Project No: Pn_0768
Drawing No: A105
Revision: F

Date: 21/05/2021
Checked: PD
Drawn: JB,GL
Scale@A1: 1:100

ARCHITECTS
ARCHITECTURE DESIGN STUDIO (NSW) PTY LTD
11 Egerton Street, Silverwater, NSW 2128
P: 02 9648 6663 I F: 02 9648 6664
info@ad-s.com.au I www.ad-s.com.au
ABN: 90 616 216 196
NSW Nominated Architect Pavlo Doroch 9170

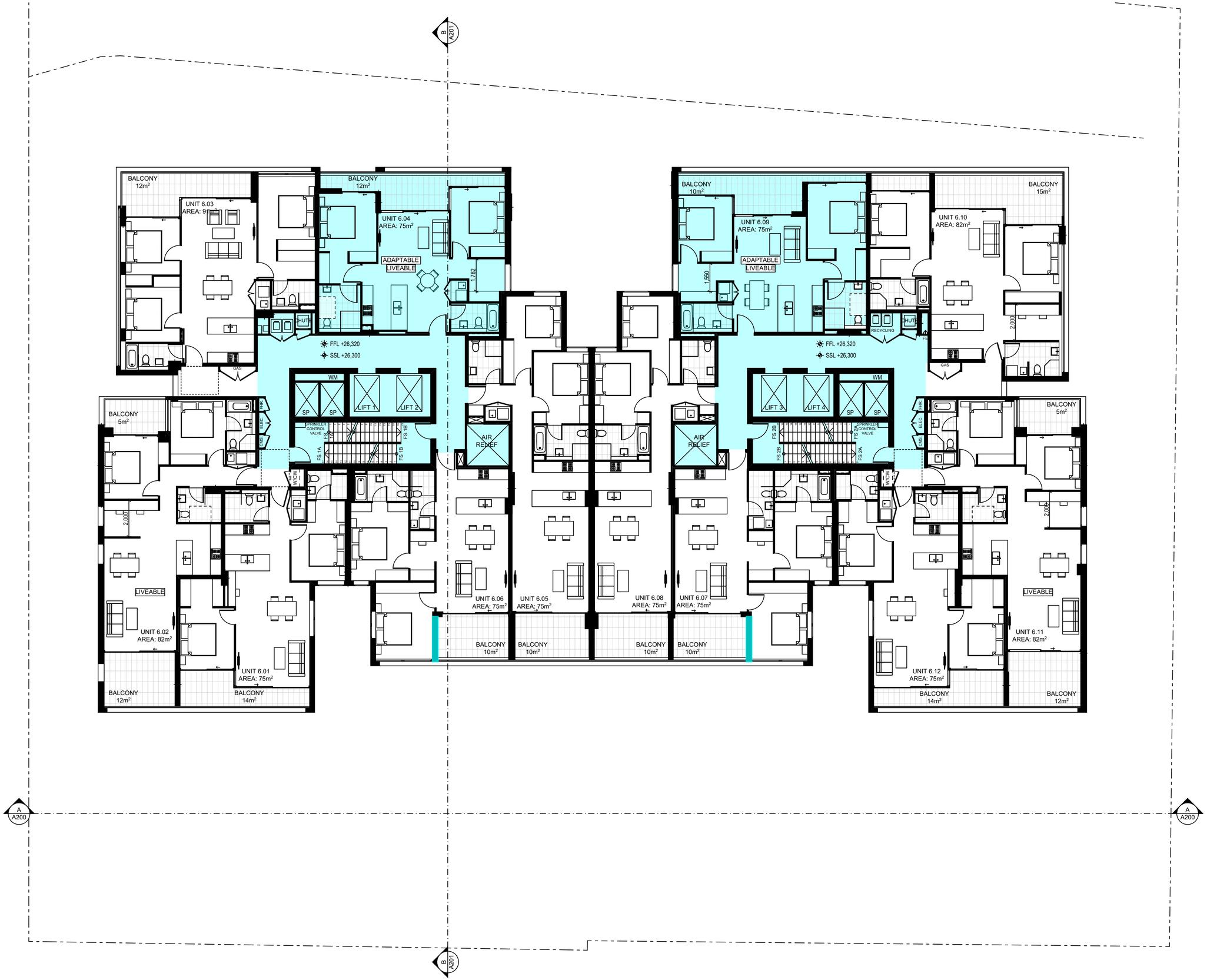

01 Level 6
Scale @ A1 = 1:100

GENERAL NOTES:

1. ALL DIMENSIONS AND SIZES ARE IN MILLIMETRES. DO NOT SCALE DRAWINGS. PREFERNCES OF DIMENSIONED MESURMENT TO BE TAKEN OVER SCALED MEASURMENTS.
2. ALL WALL THICKNESSES DIMENSIONED OR NOTED ARE NOMINAL SIZES ONLY.
3. INFORMATION INDICATED IN THIS DOCUMENT MAY BE CRUCIAL TO THE SAFE AND PROPER FUNCTIONING OF THE PROJECT. DO NOT ALTER ANY ASPECT WITHOUT REFERENCE TO THE ARCHITECT.
4. READ THIS DRAWING IN CONJUNCTION WITH RELEVANT CONSULTANT DRAWINGS AND SPECIFICATIONS.
5. INFORM THE ARCHITECT OF ANY DISCREPANCIES
6. THE WORK IS TO BE COMPLETED IN ACCORDANCE WITH THE NATIONAL CONSTRUCTION CODE OF AUSTRALIA, AUSTRALIAN STANDARDS, SAA CODES AND ALL RELEVANT CONDITIONS BY-LAW.
7. THE BUILDING / MANUFACTURER SHALL CHECK AND VERIFY ALL DIMENSIONS, RL GROUNDLINES AND CONSTRUCTION METHODS PRIOR TO COMMENCEMENT OF WORK.
8. A COPY OF THIS PLAN IS TO BE SUBMITTED BY THE PROPRIETOR TO THE WATERBOARD FOR APPROVAL AS REQUIRED BY THE LOCAL COUNCIL.
9. THIS DRAWING IS PROTECTED BY COPYRIGHT. IT MAY ONLY BE USED FOR THE PURPOSE FOR WHICH IT IS ISSUED

Proposed S4.55 Modifications
Shown Hatched In Blue

Structural Engineer: Webber Design
Traffic Engineer: TEF Consulting
Principal Certifying Authority: Sure Scope Building Certifiers

Services: Cardno
Fire Engineer: #Fire Engineer
Landscape Architect: Site Image

Civil Engineer: Woolacotts
BCA Consultant: #BCA & Access Consultant
L3 Design: Simplex Engineering

Rev	Date	Amendment	By
A	5/03/2021	Preliminary S4.55	JB,GL
B	29/03/2021	S4.55 for Coordination	JB,GL
C	27/04/2021	S4.55 for Coordination	JB,GL
D	14/05/2021	S4.55 for Coordination	JB,GL
E	14/05/2021	S4.55 for Coordination	JB,GL
F	21/05/2021	S4.55 for Coordination	JB,GL

Project:
Residential Development

Address:
2-6 Cowper St & 5 East St Granville Sydney NSW 2142 Australia

Client:
Ellipse Property

0 1 2 5 10m

Status:
S4.55 for Coordination

Drawing Title: Floor Plans Level 6

Project No: Pn_0768
Drawing No: A106
Revision: F

Date: 21/05/2021
Checked: PD
Drawn: JB,GL
Scale@A1: 1:100

ARCHITECTS
ARCHITECTURE DESIGN STUDIO (NSW) PTY LTD
11 Egerton Street, Silverwater, NSW 2128
P: 02 9648 6663 I F: 02 9648 6664
info@ad-s.com.au I www.ad-s.com.au
ABN: 90 616 216 196
NSW Nominated Architect Pavlo Doroch 9170

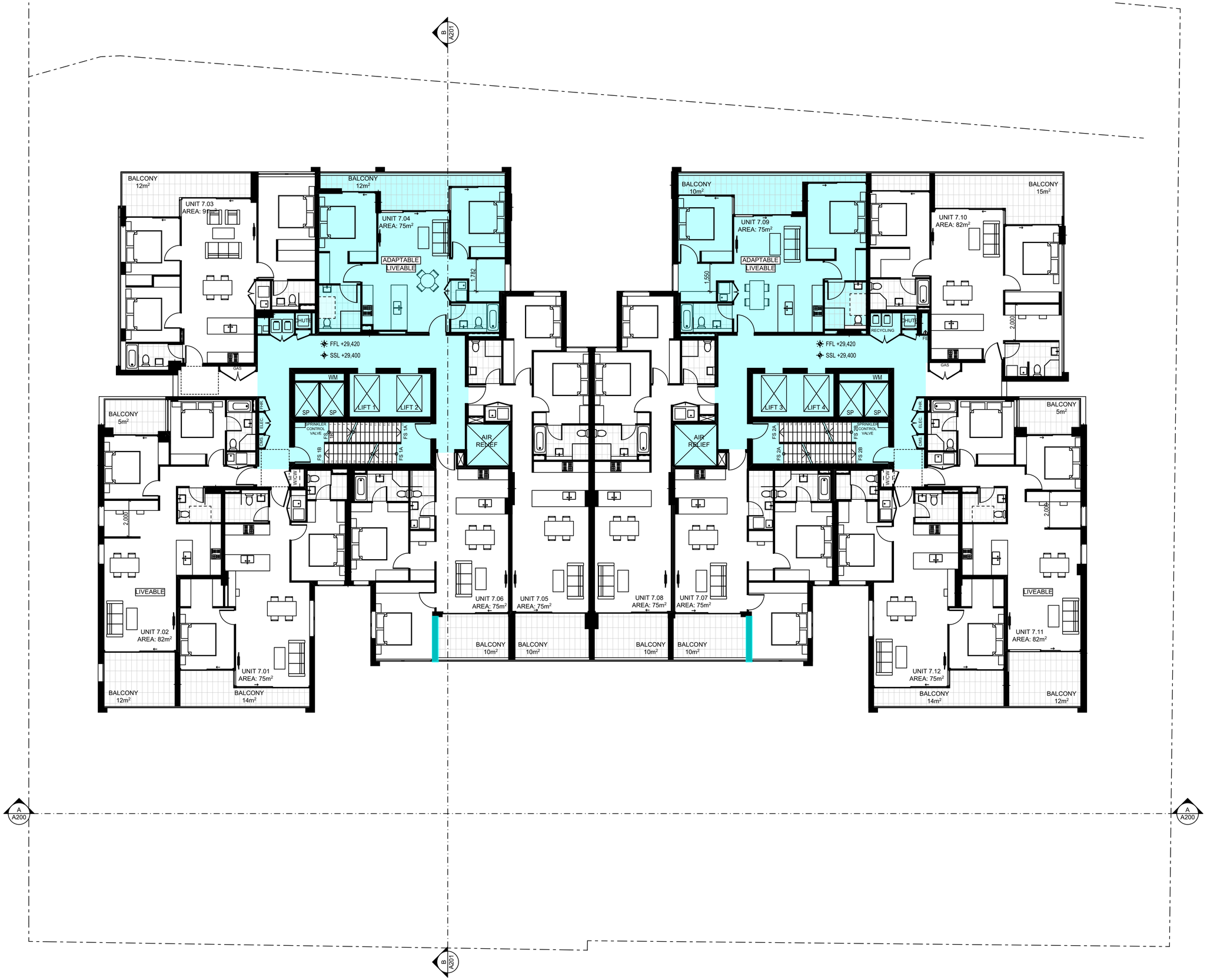

01 Level 7
Scale @ A1 = 1:100

GENERAL NOTES:

1. ALL DIMENSIONS AND SIZES ARE IN MILLIMETRES. DO NOT SCALE DRAWINGS. PREFERNCES OF DIMENSIONED MESURMENT TO BE TAKEN OVER SCALED MEASURMENTS.
2. ALL WALL THICKNESSES DIMENSIONED OR NOTED ARE NOMINAL SIZES ONLY.
3. INFORMATION INDICATED IN THIS DOCUMENT MAY BE CRUCIAL TO THE SAFE AND PROPER FUNCTIONING OF THE PROJECT. DO NOT ALTER ANY ASPECT WITHOUT REFERENCE TO THE ARCHITECT.
4. READ THIS DRAWING IN CONJUNCTION WITH RELEVANT CONSULTANT DRAWINGS AND SPECIFICATIONS.
5. INFORM THE ARCHITECT OF ANY DISCREPANCIES
6. THE WORK IS TO BE COMPLETED IN ACCORDANCE WITH THE NATIONAL CONSTRUCTION CODE OF AUSTRALIA, AUSTRALIAN STANDARDS, SAA CODES AND ALL RELEVANT CONDITIONS BY-LAW.
7. THE BUILDING / MANUFACTURER SHALL CHECK AND VERIFY ALL DIMENSIONS, RL GROUNDLINES AND CONSTRUCTION METHODS PRIOR TO COMMENCEMENT OF WORK.
8. A COPY OF THIS PLAN IS TO BE SUBMITTED BY THE PROPRIETOR TO THE WATERBOARD FOR APPROVAL AS REQUIRED BY THE LOCAL COUNCIL.
9. THIS DRAWING IS PROTECTED BY COPYRIGHT. IT MAY ONLY BE USED FOR THE PURPOSE FOR WHICH IT IS ISSUED

Proposed S4.55 Modifications
Shown Hatched In Blue

Structural Engineer: Webber Design
Traffic Engineer: TEF Consulting
Principal Certifying Authority: Sure Scope Building Certifiers

Services: Cardno
Fire Engineer: #Fire Engineer
Landscape Architect: Site Image

Civil Engineer: Woolacotts
BCA Consultant: #BCA & Access Consultant
L3 Design: Simplex Engineering

Rev	Date	Amendment	By
A	5/03/2021	Preliminary S4.55	JB,GL
B	29/03/2021	S4.55 for Coordination	JB,GL
C	27/04/2021	S4.55 for Coordination	JB,GL
D	14/05/2021	S4.55 for Coordination	JB,GL
E	14/05/2021	S4.55 for Coordination	JB,GL
F	21/05/2021	S4.55 for Coordination	JB,GL

Project:
Residential Development

Address:
2-6 Cowper St & 5 East St Granville Sydney NSW 2142 Australia

Client:
Ellipse Property

0 1 2 5 10m

Status:
S4.55 for Coordination

Drawing Title: Floor Plans Level 7

Project No: Pn_0768
Drawing No: A107
Revision: F

Date: 21/05/2021
Checked: PD
Drawn: JB,GL
Scale@A1: 1:100

ARCHITECTS
ARCHITECTURE DESIGN STUDIO (NSW) PTY LTD
11 Egerton Street, Silverwater, NSW 2128
P: 02 9648 6663 I F: 02 9648 6664
info@ad-s.com.au I www.ad-s.com.au
ABN: 90 616 216 196
NSW Nominated Architect Pavlo Doroch 9170

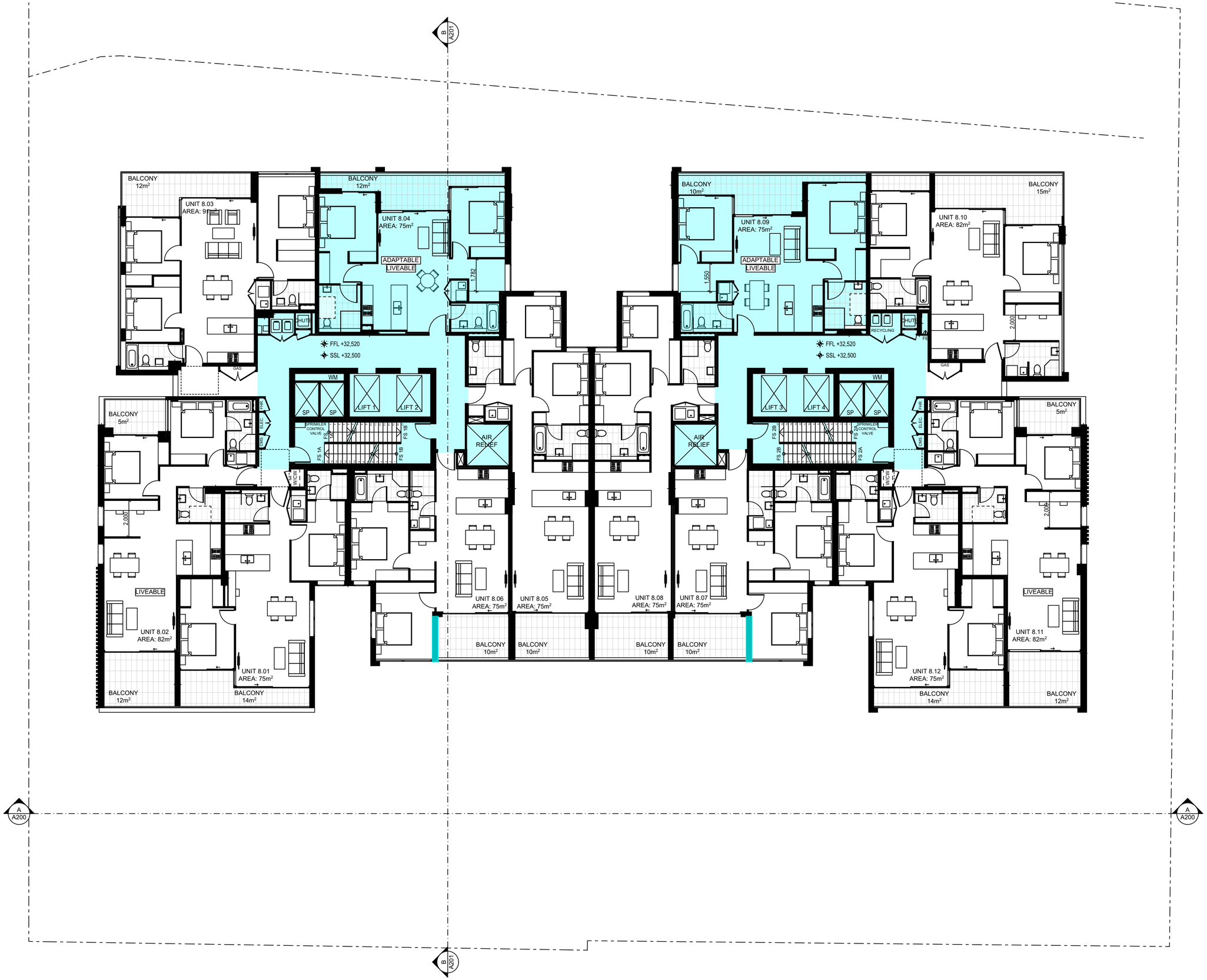

01 Level 8
Scale @ A1 = 1:100

GENERAL NOTES:

1. ALL DIMENSIONS AND SIZES ARE IN MILLIMETRES. DO NOT SCALE DRAWINGS. PREFERNCES OF DIMENSIONED MESURMENT TO BE TAKEN OVER SCALED MEASURMENTS.
2. ALL WALL THICKNESSES DIMENSIONED OR NOTED ARE NOMINAL SIZES ONLY.
3. INFORMATION INDICATED IN THIS DOCUMENT MAY BE CRUCIAL TO THE SAFE AND PROPER FUNCTIONING OF THE PROJECT. DO NOT ALTER ANY ASPECT WITHOUT REFERENCE TO THE ARCHITECT.
4. READ THIS DRAWING IN CONJUNCTION WITH RELEVANT CONSULTANT DRAWINGS AND SPECIFICATIONS.
5. INFORM THE ARCHITECT OF ANY DISCREPANCIES
6. THE WORK IS TO BE COMPLETED IN ACCORDANCE WITH THE NATIONAL CONSTRUCTION CODE OF AUSTRALIA, AUSTRALIAN STANDARDS, SAA CODES AND ALL RELEVANT CONDITIONS BY-LAW.
7. THE BUILDING / MANUFACTURER SHALL CHECK AND VERIFY ALL DIMENSIONS, RL GROUNDLINES AND CONSTRUCTION METHODS PRIOR TO COMMENCEMENT OF WORK.
8. A COPY OF THIS PLAN IS TO BE SUBMITTED BY THE PROPRIETOR TO THE WATERBOARD FOR APPROVAL AS REQUIRED BY THE LOCAL COUNCIL.
9. THIS DRAWING IS PROTECTED BY COPYRIGHT. IT MAY ONLY BE USED FOR THE PURPOSE FOR WHICH IT IS ISSUED

Proposed S4.55 Modifications
Shown Hatched In Blue

Structural Engineer: Webber Design
Traffic Engineer: TEF Consulting
Principal Certifying Authoriy: Sure Scope Building Certifiers

Services: Cardno
Fire Engineer: #Fire Engineer
Landscape Architect: Site Image

Civil Engineer: Woolacotts
BCA Consultant: #BCA & Access Consultant
L3 Design: Simplex Engineering

Rev	Date	Amendment	By
A	5/03/2021	Preliminary S4.55	JB,GL
B	29/03/2021	S4.55 for Coordination	JB,GL
C	27/04/2021	S4.55 for Coordination	JB,GL
D	14/05/2021	S4.55 for Coordination	JB,GL
E	14/05/2021	S4.55 for Coordination	JB,GL
F	21/05/2021	S4.55 for Coordination	JB,GL

Project:
Residential Development

Address:
2-6 Cowper St & 5 East St Granville Sydney NSW 2142 Australia

Client:
Ellipse Property

0 1 2 5 10m

Status:
S4.55 for Coordination

Drawing Title: Floor Plans Level 8

Project No: Pn_0768
Drawing No: A108
Revision: F

Date: 21/05/2021
Checked: PD
Drawn: JB,GL
Scale@A1: 1:100

ARCHITECTS
ARCHITECTURE DESIGN STUDIO (NSW) PTY LTD
11 Egerton Street, Silverwater, NSW 2128
P: 02 9648 6663 I F: 02 9648 6664
info@ad-s.com.au I www.ad-s.com.au
ABN: 90 616 216 196
NSW Nominated Architect Pavlo Doroch 9170

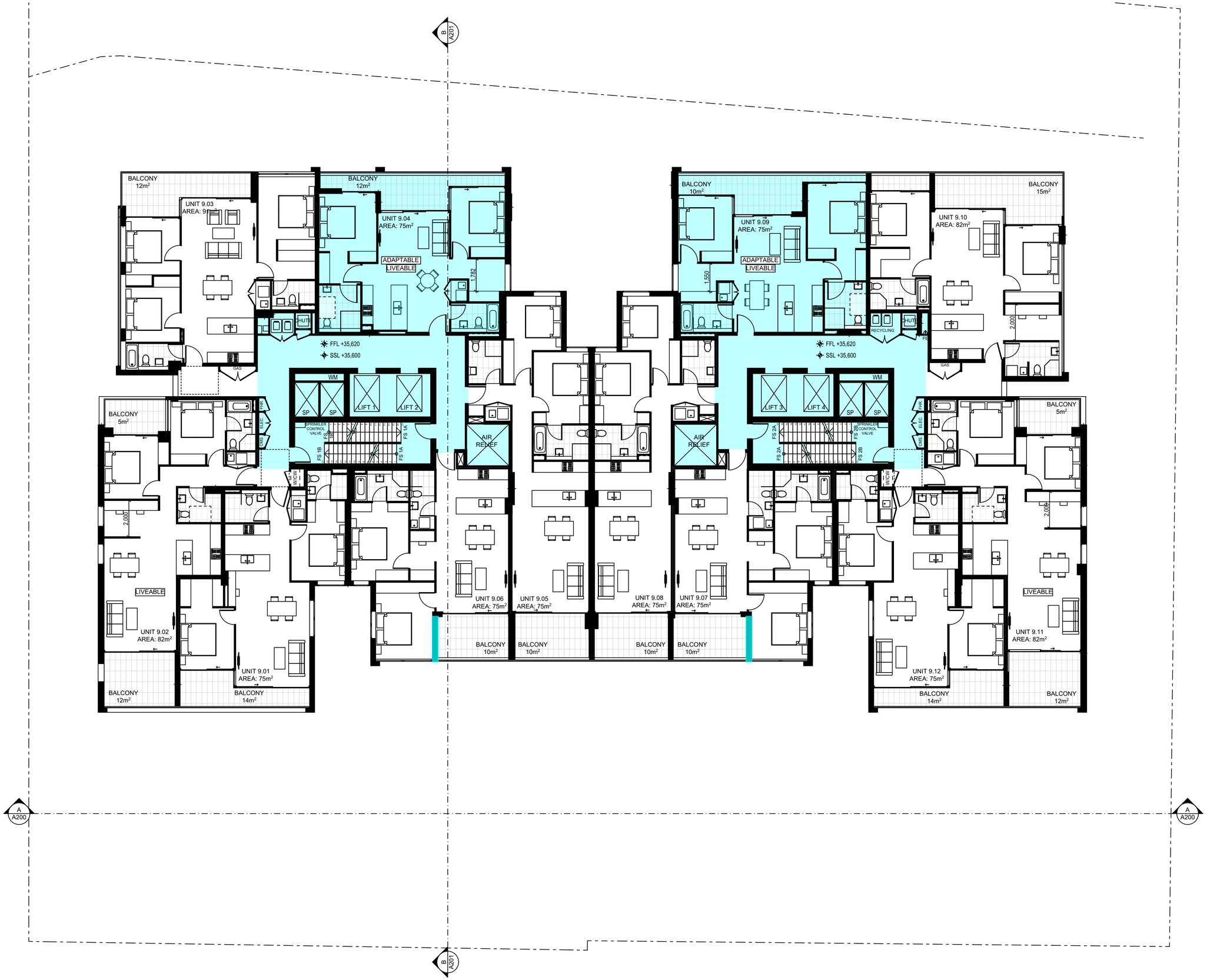

01 Level 9
Scale @ A1 = 1:100

GENERAL NOTES:

1. ALL DIMENSIONS AND SIZES ARE IN MILLIMETRES. DO NOT SCALE DRAWINGS. PREFERNCES OF DIMENSIONED MESURMENT TO BE TAKEN OVER SCALED MEASURMENTS.
2. ALL WALL THICKNESSES DIMENSIONED OR NOTED ARE NOMINAL SIZES ONLY.
3. INFORMATION INDICATED IN THIS DOCUMENT MAY BE CRUCIAL TO THE SAFE AND PROPER FUNCTIONING OF THE PROJECT. DO NOT ALTER ANY ASPECT WITHOUT REFERENCE TO THE ARCHITECT.
4. READ THIS DRAWING IN CONJUNCTION WITH RELEVANT CONSULTANT DRAWINGS AND SPECIFICATIONS.
5. INFORM THE ARCHITECT OF ANY DISCREPANCIES
6. THE WORK IS TO BE COMPLETED IN ACCORDANCE WITH THE NATIONAL CONSTRUCTION CODE OF AUSTRALIA, AUSTRALIAN STANDARDS, SAA CODES AND ALL RELEVANT CONDITIONS BY-LAW.
7. THE BUILDING / MANUFACTURER SHALL CHECK AND VERIFY ALL DIMENSIONS, RL GROUNDLINES AND CONSTRUCTION METHODS PRIOR TO COMMENCEMENT OF WORK.
8. A COPY OF THIS PLAN IS TO BE SUBMITTED BY THE PROPRIETOR TO THE WATERBOARD FOR APPROVAL AS REQUIRED BY THE LOCAL COUNCIL.
9. THIS DRAWING IS PROTECTED BY COPYRIGHT. IT MAY ONLY BE USED FOR THE PURPOSE FOR WHICH IT IS ISSUED

Proposed S4.55 Modifications
Shown Hatched In Blue

Structural Engineer: Webber Design
Traffic Engineer: TEF Consulting
Principal Certifying Authority: Sure Scope Building Certifiers
Services: Cardno
Fire Engineer: #Fire Engineer
Landscape Architect: Site Image
Civil Engineer: Woolacotts
BCA Consultant: #BCA & Access Consultant
L3 Design: Simplex Engineering

Rev	Date	Amendment	By
A	5/03/2021	Preliminary S4.55	JB,GL
B	29/03/2021	S4.55 for Coordination	JB,GL
C	27/04/2021	S4.55 for Coordination	JB,GL
D	14/05/2021	S4.55 for Coordination	JB,GL
E	14/05/2021	S4.55 for Coordination	JB,GL
F	21/05/2021	S4.55 for Coordination	JB,GL

Project:
Residential Development

Address:
2-6 Cowper St & 5 East St Granville Sydney NSW 2142 Australia

Client:
Ellipse Property

0 1 2 5 10m

Status:
S4.55 for Coordination

Drawing Title: Floor Plans Level 9

Project No: Pn_0768
Drawing No: A109
Revision: F

Date: 21/05/2021
Checked: PD
Drawn: JB,GL
Scale@A1: 1:100

ARCHITECTS
ARCHITECTURE DESIGN STUDIO (NSW) PTY LTD
11 Egerton Street, Silverwater, NSW 2128
P: 02 9648 6663 I F: 02 9648 6664
info@ad-s.com.au I www.ad-s.com.au
ABN: 90 616 216 196
NSW Nominated Architect Pavlo Doroch 9170

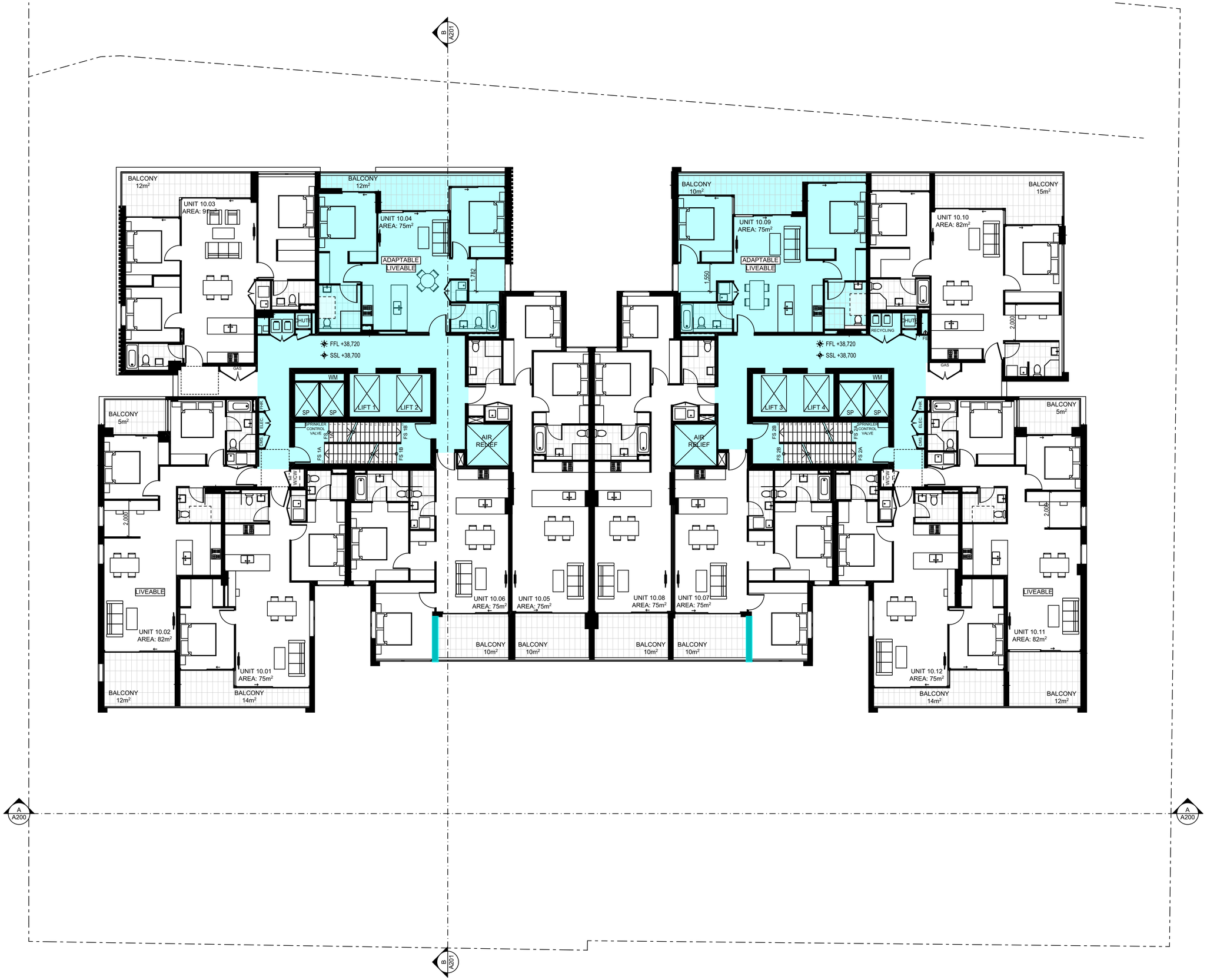

01 Level 10
Scale @ A1 = 1:100

GENERAL NOTES:

1. ALL DIMENSIONS AND SIZES ARE IN MILLIMETRES. DO NOT SCALE DRAWINGS. PREFERNCES OF DIMENSIONED MESURMENT TO BE TAKEN OVER SCALED MEASURMENTS.
2. ALL WALL THICKNESSES DIMENSIONED OR NOTED ARE NOMINAL SIZES ONLY.
3. INFORMATION INDICATED IN THIS DOCUMENT MAY BE CRUCIAL TO THE SAFE AND PROPER FUNCTIONING OF THE PROJECT. DO NOT ALTER ANY ASPECT WITHOUT REFERENCE TO THE ARCHITECT.
4. READ THIS DRAWING IN CONJUNCTION WITH RELEVANT CONSULTANT DRAWINGS AND SPECIFICATIONS.
5. INFORM THE ARCHITECT OF ANY DISCREPANCIES
6. THE WORK IS TO BE COMPLETED IN ACCORDANCE WITH THE NATIONAL CONSTRUCTION CODE OF AUSTRALIA, AUSTRALIAN STANDARDS, SAA CODES AND ALL RELEVANT CONDITIONS BY-LAW.
7. THE BUILDING / MANUFACTURER SHALL CHECK AND VERIFY ALL DIMENSIONS, RL GROUNDLINES AND CONSTRUCTION METHODS PRIOR TO COMMENCEMENT OF WORK.
8. A COPY OF THIS PLAN IS TO BE SUBMITTED BY THE PROPRIETOR TO THE WATERBOARD FOR APPROVAL AS REQUIRED BY THE LOCAL COUNCIL.
9. THIS DRAWING IS PROTECTED BY COPYRIGHT. IT MAY ONLY BE USED FOR THE PURPOSE FOR WHICH IT IS ISSUED

Proposed S4.55 Modifications
Shown Hatched In Blue

Structural Engineer: Webber Design
Traffic Engineer: TEF Consulting
Principal Certifying Authoriy: Sure Scope Building Certifiers

Services: Cardno
Fire Engineer: #Fire Engineer
Landscape Architect: Site Image

Civil Engineer: Woolacotts
BCA Consultant: #BCA & Access Consultant
L3 Design: Simplex Engineering

Rev	Date	Amendment	By
A	5/03/2021	Preliminary S4.55	JB,GL
B	29/03/2021	S4.55 for Coordination	JB,GL
C	27/04/2021	S4.55 for Coordination	JB,GL
D	14/05/2021	S4.55 for Coordination	JB,GL
E	14/05/2021	S4.55 for Coordination	JB,GL
F	21/05/2021	S4.55 for Coordination	JB,GL

Project:
Residential Development

Address:
2-6 Cowper St & 5 East St Granville Sydney NSW 2142 Australia

Client:
Ellipse Property

0 1 2 5 10m

Status:
S4.55 for Coordination

Drawing Title: Floor Plans Level 10

Project No: Pn_0768
Drawing No: A110
Revision: F

Date: 21/05/2021
Checked: PD
Drawn: JB,GL
Scale@A1: 1:100

ARCHITECTS
ARCHITECTURE DESIGN STUDIO (NSW) PTY LTD
11 Egerton Street, Silverwater, NSW 2128
P: 02 9648 6663 I F: 02 9648 6664
info@ad-s.com.au I www.ad-s.com.au
ABN: 90 616 216 196
NSW Nominated Architect Pavlo Doroch 9170

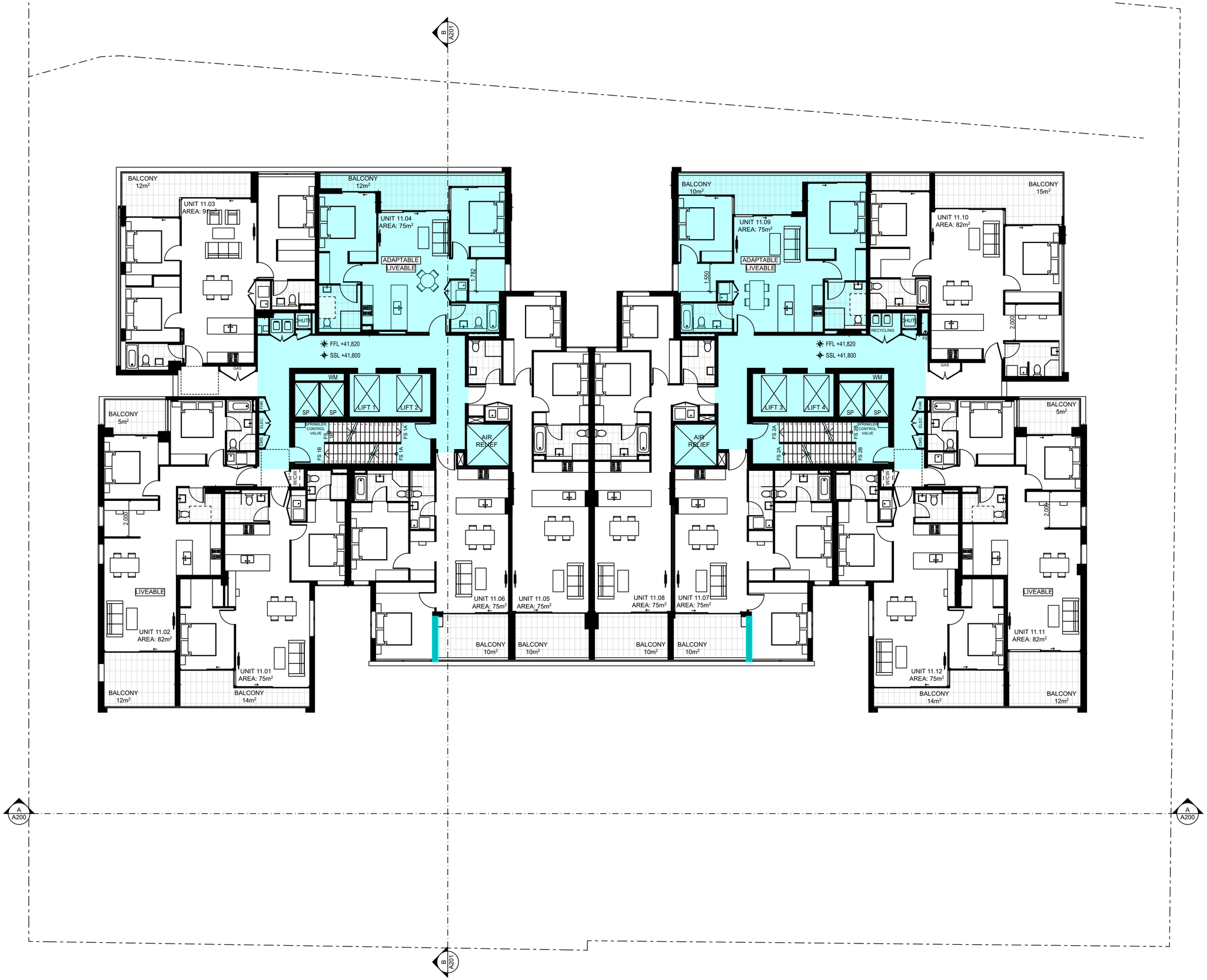

01 Level 11
Scale @ A1 = 1:100

GENERAL NOTES:

1. ALL DIMENSIONS AND SIZES ARE IN MILLIMETRES. DO NOT SCALE DRAWINGS. PREFERNCES OF DIMENSIONED MESURMENT TO BE TAKEN OVER SCALED MEASURMENTS.
2. ALL WALL THICKNESSES DIMENSIONED OR NOTED ARE NOMINAL SIZES ONLY.
3. INFORMATION INDICATED IN THIS DOCUMENT MAY BE CRUCIAL TO THE SAFE AND PROPER FUNCTIONING OF THE PROJECT. DO NOT ALTER ANY ASPECT WITHOUT REFERENCE TO THE ARCHITECT.
4. READ THIS DRAWING IN CONJUNCTION WITH RELEVANT CONSULTANT DRAWINGS AND SPECIFICATIONS.
5. INFORM THE ARCHITECT OF ANY DISCREPANCIES
6. THE WORK IS TO BE COMPLETED IN ACCORDANCE WITH THE NATIONAL CONSTRUCTION CODE OF AUSTRALIA, AUSTRALIAN STANDARDS, SAA CODES AND ALL RELEVANT CONDITIONS BY-LAW.
7. THE BUILDING / MANUFACTURER SHALL CHECK AND VERIFY ALL DIMENSIONS, RL GROUNDLINES AND CONSTRUCTION METHODS PRIOR TO COMMENCEMENT OF WORK.
8. A COPY OF THIS PLAN IS TO BE SUBMITTED BY THE PROPRIETOR TO THE WATERBOARD FOR APPROVAL AS REQUIRED BY THE LOCAL COUNCIL.
9. THIS DRAWING IS PROTECTED BY COPYRIGHT. IT MAY ONLY BE USED FOR THE PURPOSE FOR WHICH IT IS ISSUED

Proposed S4.55 Modifications Shown Hatched In Blue

Structural Engineer: Webber Design
Traffic Engineer: TEF Consulting
Principal Certifying Authoriy: Sure Scope Building Certifiers

Services: Cardno
Fire Engineer: #Fire Engineer
Landscape Architect: Site Image

Civil Engineer: Woolacotts
BCA Consultant: #BCA & Access Consultant
L3 Design: Simplex Engineering

Rev	Date	Amendment	By
A	5/03/2021	Preliminary S4.55	JB,GL
B	29/03/2021	S4.55 for Coordination	JB,GL
C	27/04/2021	S4.55 for Coordination	JB,GL
D	14/05/2021	S4.55 for Coordination	JB,GL
E	14/05/2021	S4.55 for Coordination	JB,GL
F	21/05/2021	S4.55 for Coordination	JB,GL

Project:
Residential Development

Address:
2-6 Cowper St & 5 East St Granville Sydney NSW 2142 Australia

Client:
Ellipse Property

0 1 2 5 10m

Status:
S4.55 for Coordination

Drawing Title: Floor Plans Level 11

Project No: Pn_0768
Drawing No: A111
Revision: F

Date: 21/05/2021
Checked: PD
Drawn: JB,GL
Scale@A1: 1:100

ARCHITECTS
ARCHITECTURE DESIGN STUDIO (NSW) PTY LTD
11 Egerton Street, Silverwater, NSW 2128
P: 02 9648 6663 I F: 02 9648 6664
info@ad-s.com.au I www.ad-s.com.au
ABN: 90 616 216 196
NSW Nominated Architect Pavlo Doroch 9170

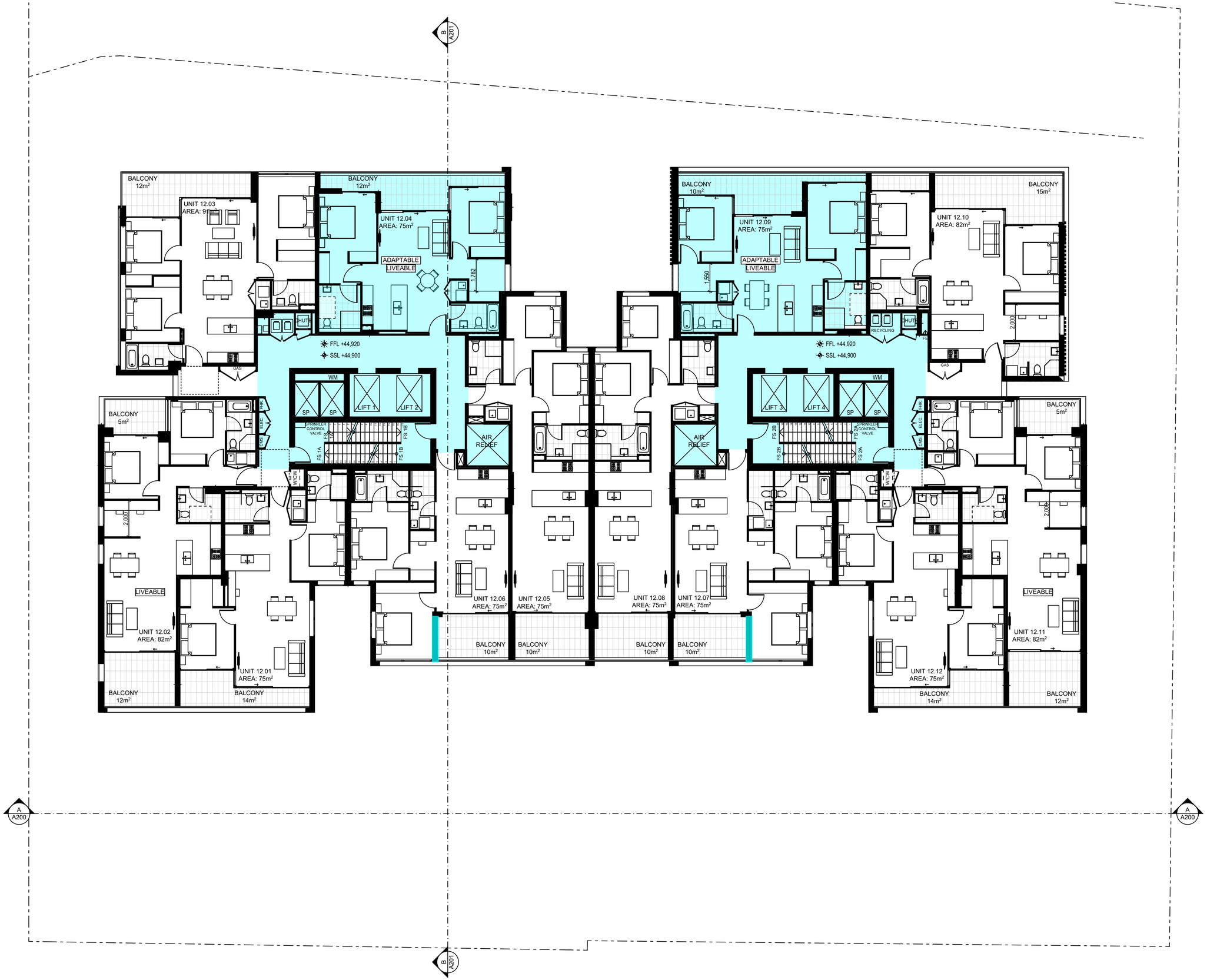

01 Level 12
Scale @ A1 = 1:100

GENERAL NOTES:

1. ALL DIMENSIONS AND SIZES ARE IN MILLIMETRES. DO NOT SCALE DRAWINGS. PREFERNCES OF DIMENSIONED MESURMENT TO BE TAKEN OVER SCALED MEASURMENTS.
2. ALL WALL THICKNESSES DIMENSIONED OR NOTED ARE NOMINAL SIZES ONLY.
3. INFORMATION INDICATED IN THIS DOCUMENT MAY BE CRUCIAL TO THE SAFE AND PROPER FUNCTIONING OF THE PROJECT. DO NOT ALTER ANY ASPECT WITHOUT REFERENCE TO THE ARCHITECT.
4. READ THIS DRAWING IN CONJUNCTION WITH RELEVANT CONSULTANT DRAWINGS AND SPECIFICATIONS.
5. INFORM THE ARCHITECT OF ANY DISCREPANCIES
6. THE WORK IS TO BE COMPLETED IN ACCORDANCE WITH THE NATIONAL CONSTRUCTION CODE OF AUSTRALIA, AUSTRALIAN STANDARDS, SAA CODES AND ALL RELEVANT CONDITIONS BY-LAW.
7. THE BUILDING / MANUFACTURER SHALL CHECK AND VERIFY ALL DIMENSIONS, RL GROUNDLINES AND CONSTRUCTION METHODS PRIOR TO COMMENCEMENT OF WORK.
8. A COPY OF THIS PLAN IS TO BE SUBMITTED BY THE PROPRIETOR TO THE WATERBOARD FOR APPROVAL AS REQUIRED BY THE LOCAL COUNCIL.
9. THIS DRAWING IS PROTECTED BY COPYRIGHT. IT MAY ONLY BE USED FOR THE PURPOSE FOR WHICH IT IS ISSUED

Proposed S4.55 Modifications Shown Hatched In Blue

Structural Engineer: Webber Design
Traffic Engineer: TEF Consulting
Principal Certifying Authoriy: Sure Scope Building Certifiers

Services: Cardno
Fire Engineer: #Fire Engineer
Landscape Architect: Site Image

Civil Engineer: Woolacotts
BCA Consultant: #BCA & Access Consultant
L3 Design: Simplex Engineering

Rev	Date	Amendment	By
A	5/03/2021	Preliminary S4.55	JB,GL
B	29/03/2021	S4.55 for Coordination	JB,GL
C	27/04/2021	S4.55 for Coordination	JB,GL
D	14/05/2021	S4.55 for Coordination	JB,GL
E	14/05/2021	S4.55 for Coordination	JB,GL
F	21/05/2021	S4.55 for Coordination	JB,GL

Project:
Residential Development

Address:
2-6 Cowper St & 5 East St Granville Sydney NSW 2142 Australia

Client:
Ellipse Property

0 1 2 5 10m

Status:
S4.55 for Coordination

Drawing Title: Floor Plans Level 12

Project No: Pn_0768
Drawing No: A112
Revision: F

Date: 21/05/2021
Checked: PD
Drawn: JB,GL
Scale@A1: 1:100

ARCHITECTS
ARCHITECTURE DESIGN STUDIO (NSW) PTY LTD
11 Egerton Street, Silverwater, NSW 2128
P: 02 9648 6663 I F: 02 9648 6664
info@ad-s.com.au I www.ad-s.com.au
ABN: 90 616 216 196
NSW Nominated Architect Pavlo Doroch 9170

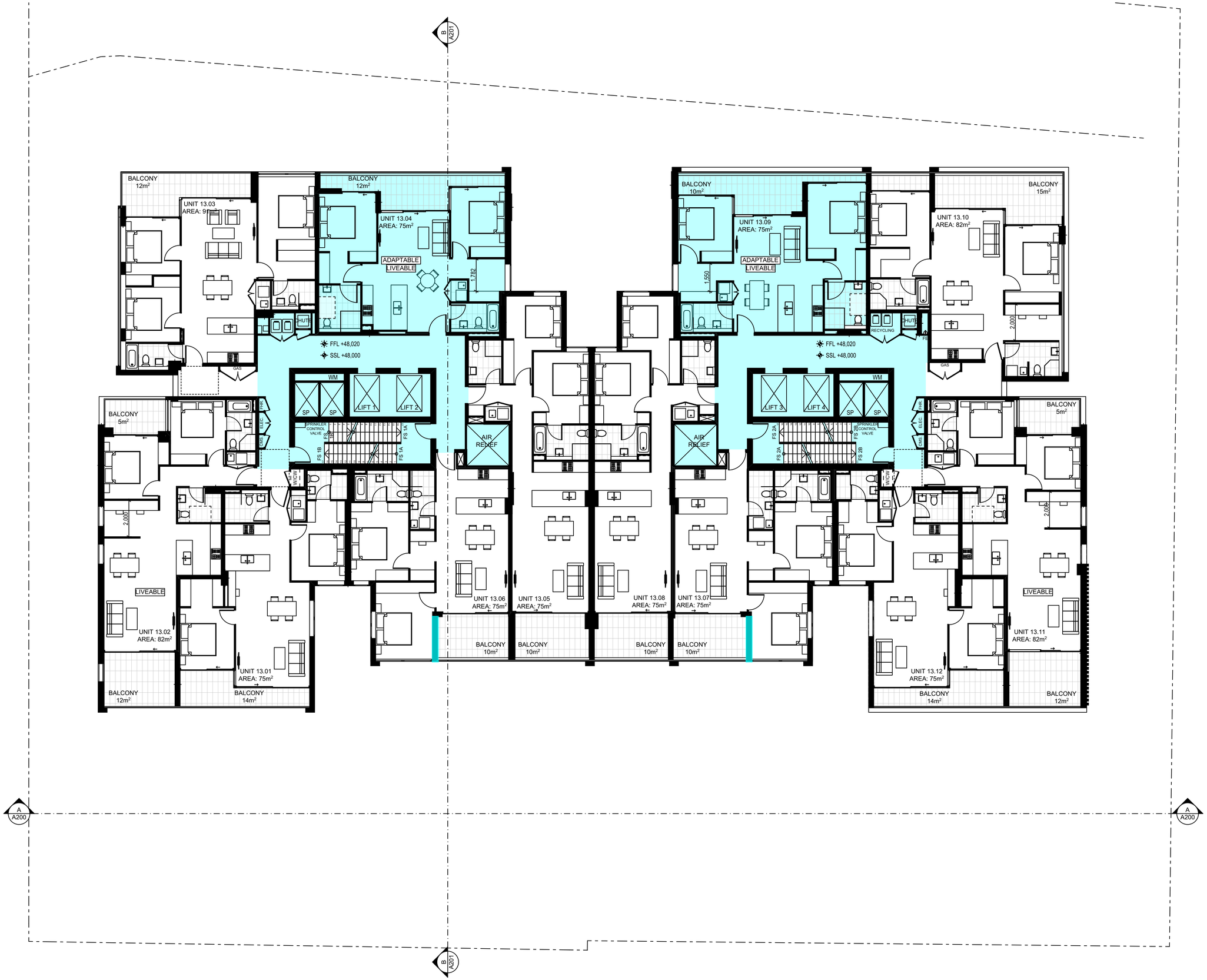

01 Level 13
Scale @ A1 = 1:100

GENERAL NOTES:

1. ALL DIMENSIONS AND SIZES ARE IN MILLIMETRES. DO NOT SCALE DRAWINGS. PREFERNCES OF DIMENSIONED MESURMENT TO BE TAKEN OVER SCALED MEASURMENTS.
2. ALL WALL THICKNESSES DIMENSIONED OR NOTED ARE NOMINAL SIZES ONLY.
3. INFORMATION INDICATED IN THIS DOCUMENT MAY BE CRUCIAL TO THE SAFE AND PROPER FUNCTIONING OF THE PROJECT. DO NOT ALTER ANY ASPECT WITHOUT REFERENCE TO THE ARCHITECT.
4. READ THIS DRAWING IN CONJUNCTION WITH RELEVANT CONSULTANT DRAWINGS AND SPECIFICATIONS.
5. INFORM THE ARCHITECT OF ANY DISCREPANCIES
6. THE WORK IS TO BE COMPLETED IN ACCORDANCE WITH THE NATIONAL CONSTRUCTION CODE OF AUSTRALIA, AUSTRALIAN STANDARDS, SAA CODES AND ALL RELEVANT CONDITIONS BY-LAW.
7. THE BUILDING / MANUFACTURER SHALL CHECK AND VERIFY ALL DIMENSIONS, RL GROUNDLINES AND CONSTRUCTION METHODS PRIOR TO COMMENCEMENT OF WORK.
8. A COPY OF THIS PLAN IS TO BE SUBMITTED BY THE PROPRIETOR TO THE WATERBOARD FOR APPROVAL AS REQUIRED BY THE LOCAL COUNCIL.
9. THIS DRAWING IS PROTECTED BY COPYRIGHT. IT MAY ONLY BE USED FOR THE PURPOSE FOR WHICH IT IS ISSUED

Proposed S4.55 Modifications
Shown Hatched In Blue

Structural Engineer: Webber Design
Traffic Engineer: TEF Consulting
Principal Certifying Authority: Sure Scope Building Certifiers

Services: Cardno
Fire Engineer: #Fire Engineer
Landscape Architect: Site Image

Civil Engineer: Woolacotts
BCA Consultant: #BCA & Access Consultant
L3 Design: Simplex Engineering

Rev	Date	Amendment	By
A	5/03/2021	Preliminary S4.55	JB,GL
B	29/03/2021	S4.55 for Coordination	JB,GL
C	27/04/2021	S4.55 for Coordination	JB,GL
D	14/05/2021	S4.55 for Coordination	JB,GL
E	14/05/2021	S4.55 for Coordination	JB,GL
F	21/05/2021	S4.55 for Coordination	JB,GL

Project:
Residential Development

Address:
2-6 Cowper St & 5 East St Granville Sydney NSW 2142 Australia

Client:
Ellipse Property

0 1 2 5 10m

Status:
S4.55 for Coordination

Drawing Title: Floor Plans Level 13

Project No: Pn_0768
Drawing No: A113
Revision: F

Date: 21/05/2021
Checked: PD
Drawn: JB,GL
Scale@A1: 1:100

ARCHITECTS
ARCHITECTURE DESIGN STUDIO (NSW) PTY LTD
11 Egerton Street, Silverwater, NSW 2128
P: 02 9648 6663 I F: 02 9648 6664
info@ad-s.com.au I www.ad-s.com.au
ABN: 90 616 216 196
NSW Nominated Architect Pavlo Doroch 9170

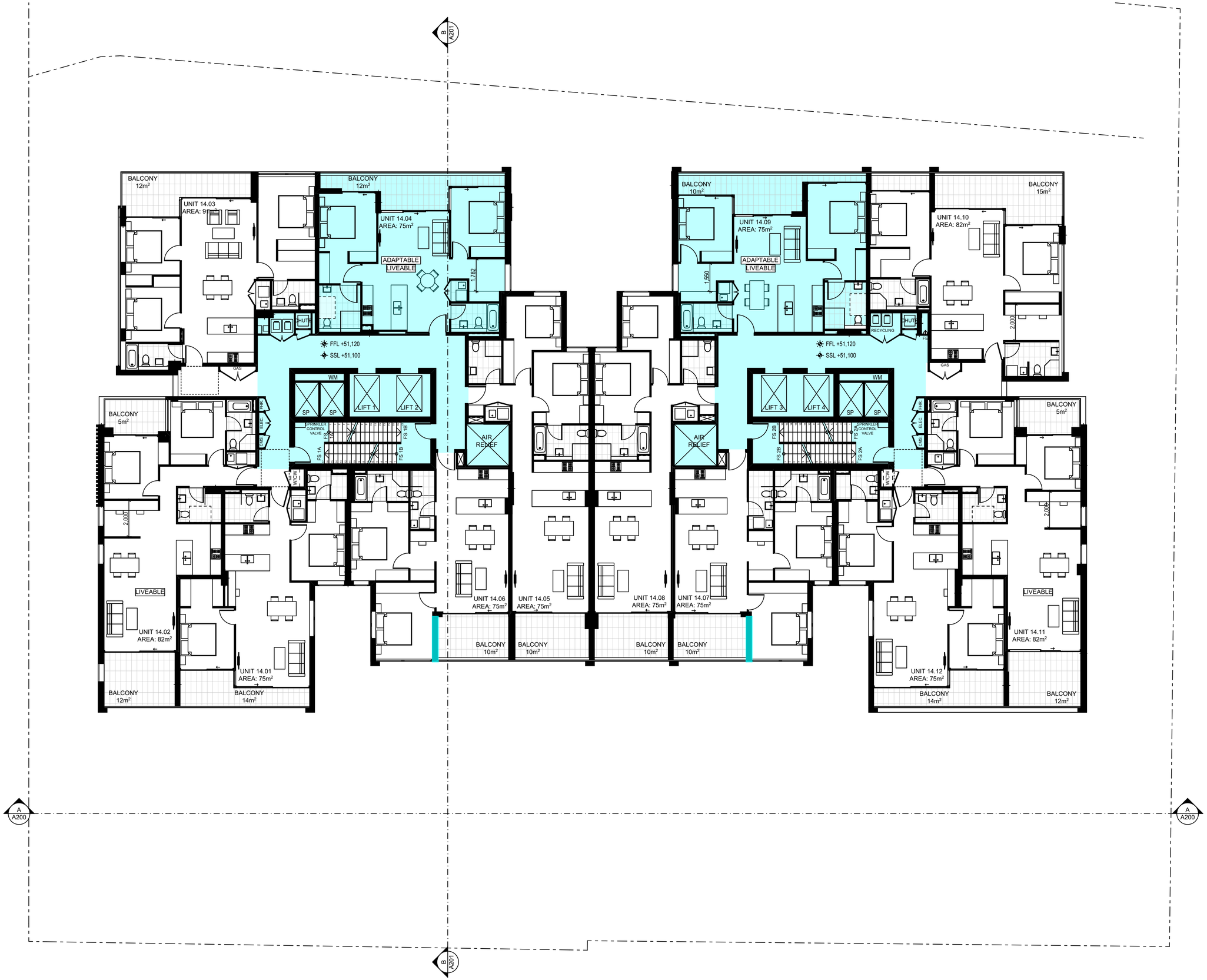

01 Level 14
Scale @ A1 = 1:100

GENERAL NOTES:

1. ALL DIMENSIONS AND SIZES ARE IN MILLIMETRES. DO NOT SCALE DRAWINGS. PREFERNCES OF DIMENSIONED MESURMENT TO BE TAKEN OVER SCALED MEASURMENTS.
2. ALL WALL THICKNESSES DIMENSIONED OR NOTED ARE NOMINAL SIZES ONLY.
3. INFORMATION INDICATED IN THIS DOCUMENT MAY BE CRUCIAL TO THE SAFE AND PROPER FUNCTIONING OF THE PROJECT. DO NOT ALTER ANY ASPECT WITHOUT REFERENCE TO THE ARCHITECT.
4. READ THIS DRAWING IN CONJUNCTION WITH RELEVANT CONSULTANT DRAWINGS AND SPECIFICATIONS.
5. INFORM THE ARCHITECT OF ANY DISCREPANCIES
6. THE WORK IS TO BE COMPLETED IN ACCORDANCE WITH THE NATIONAL CONSTRUCTION CODE OF AUSTRALIA, AUSTRALIAN STANDARDS, SAA CODES AND ALL RELEVANT CONDITIONS BY-LAW.
7. THE BUILDING / MANUFACTURER SHALL CHECK AND VERIFY ALL DIMENSIONS, RL GROUNDLINES AND CONSTRUCTION METHODS PRIOR TO COMMENCEMENT OF WORK.
8. A COPY OF THIS PLAN IS TO BE SUBMITTED BY THE PROPRIETOR TO THE WATERBOARD FOR APPROVAL AS REQUIRED BY THE LOCAL COUNCIL.
9. THIS DRAWING IS PROTECTED BY COPYRIGHT. IT MAY ONLY BE USED FOR THE PURPOSE FOR WHICH IT IS ISSUED

Proposed S4.55 Modifications
Shown Hatched In Blue

Structural Engineer: Webber Design
Traffic Engineer: TEF Consulting
Principal Certifying Authoriy: Sure Scope Building Certifiers

Services: Cardno
Fire Engineer: #Fire Engineer
Landscape Architect: Site Image

Civil Engineer: Woolacotts
BCA Consultant: #BCA & Access Consultant
L3 Design: Simplex Engineering

Rev	Date	Amendment	By
A	5/03/2021	Preliminary S4.55	JB,GL
B	29/03/2021	S4.55 for Coordination	JB,GL
C	27/04/2021	S4.55 for Coordination	JB,GL
D	14/05/2021	S4.55 for Coordination	JB,GL
E	14/05/2021	S4.55 for Coordination	JB,GL
F	21/05/2021	S4.55 for Coordination	JB,GL

Project:
Residential Development

Address:
2-6 Cowper St & 5 East St Granville Sydney NSW 2142 Australia

Client:
Ellipse Property

0 1 2 5 10m

Status:
S4.55 for Coordination

Drawing Title: Floor Plans Level 14

Project No: Pn_0768
Drawing No: A114
Revision: F

Date: 21/05/2021
Checked: PD
Drawn: JB,GL
Scale@A1: 1:100

ARCHITECTS

ARCHITECTURE DESIGN STUDIO (NSW) PTY LTD
11 Egerton Street, Silverwater, NSW 2128
P: 02 9648 6663 I F: 02 9648 6664
info@ad-s.com.au I www.ad-s.com.au
ABN: 90 616 216 196
NSW Nominated Architect Pavlo Doroch 9170

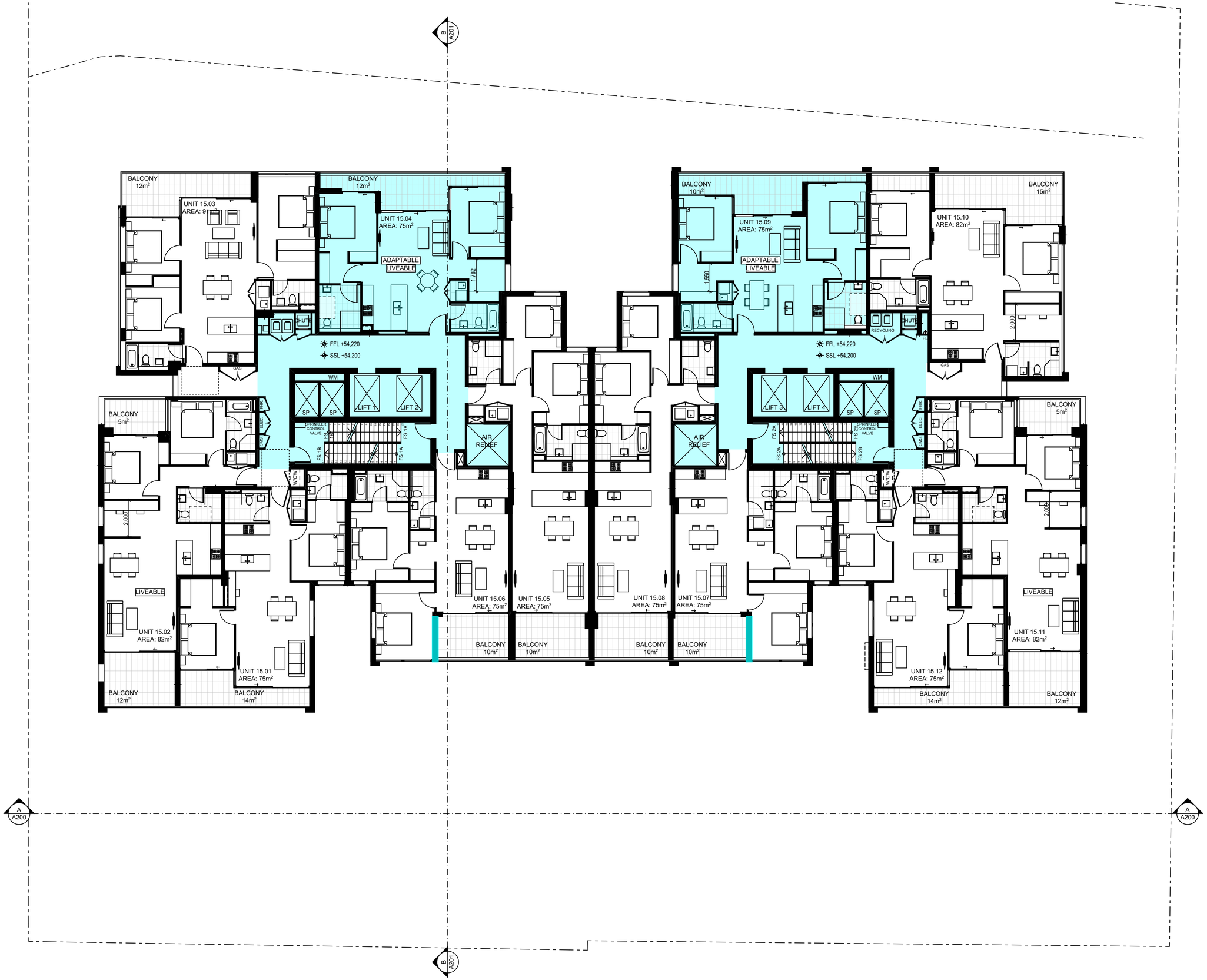

01 Level 15
Scale @ A1 = 1:100

GENERAL NOTES:

1. ALL DIMENSIONS AND SIZES ARE IN MILLIMETRES. DO NOT SCALE DRAWINGS. PREFERNCES OF DIMENSIONED MESURMENT TO BE TAKEN OVER SCALED MEASURMENTS.
2. ALL WALL THICKNESSES DIMENSIONED OR NOTED ARE NOMINAL SIZES ONLY.
3. INFORMATION INDICATED IN THIS DOCUMENT MAY BE CRUCIAL TO THE SAFE AND PROPER FUNCTIONING OF THE PROJECT. DO NOT ALTER ANY ASPECT WITHOUT REFERENCE TO THE ARCHITECT.
4. READ THIS DRAWING IN CONJUNCTION WITH RELEVANT CONSULTANT DRAWINGS AND SPECIFICATIONS.
5. INFORM THE ARCHITECT OF ANY DISCREPANCIES
6. THE WORK IS TO BE COMPLETED IN ACCORDANCE WITH THE NATIONAL CONSTRUCTION CODE OF AUSTRALIA, AUSTRALIAN STANDARDS, SAA CODES AND ALL RELEVANT CONDITIONS BY-LAW.
7. THE BUILDING / MANUFACTURER SHALL CHECK AND VERIFY ALL DIMENSIONS, RL GROUNDLINES AND CONSTRUCTION METHODS PRIOR TO COMMENCEMENT OF WORK.
8. A COPY OF THIS PLAN IS TO BE SUBMITTED BY THE PROPRIETOR TO THE WATERBOARD FOR APPROVAL AS REQUIRED BY THE LOCAL COUNCIL.
9. THIS DRAWING IS PROTECTED BY COPYRIGHT. IT MAY ONLY BE USED FOR THE PURPOSE FOR WHICH IT IS ISSUED

Proposed S4.55 Modifications
Shown Hatched In Blue

Structural Engineer: Webber Design
Traffic Engineer: TEF Consulting
Principal Certifying Authority: Sure Scope Building Certifiers

Services: Cardno
Fire Engineer: #Fire Engineer
Landscape Architect: Site Image

Civil Engineer: Woolacotts
BCA Consultant: #BCA & Access Consultant
L3 Design: Simplex Engineering

Rev	Date	Amendment	By
A	5/03/2021	Preliminary S4.55	JB,GL
B	29/03/2021	S4.55 for Coordination	JB,GL
C	27/04/2021	S4.55 for Coordination	JB,GL
D	14/05/2021	S4.55 for Coordination	JB,GL
E	14/05/2021	S4.55 for Coordination	JB,GL
F	21/05/2021	S4.55 for Coordination	JB,GL

Project:
Residential Development

Address:
2-6 Cowper St & 5 East St Granville Sydney NSW 2142 Australia

Client:
Ellipse Property

0 1 2 5 10m

Status:
S4.55 for Coordination

Drawing Title: Floor Plans Level 15

Project No: Pn_0768
Drawing No: A115
Revision: F

Date: 21/05/2021
Checked: PD
Drawn: JB,GL
Scale@A1: 1:100

ARCHITECTS

ARCHITECTURE DESIGN STUDIO (NSW) PTY LTD
11 Egerton Street, Silverwater, NSW 2128
P: 02 9648 6663 I F: 02 9648 6664
info@ad-s.com.au I www.ad-s.com.au
ABN: 90 616 216 196
NSW Nominated Architect Pavlo Doroch 9170

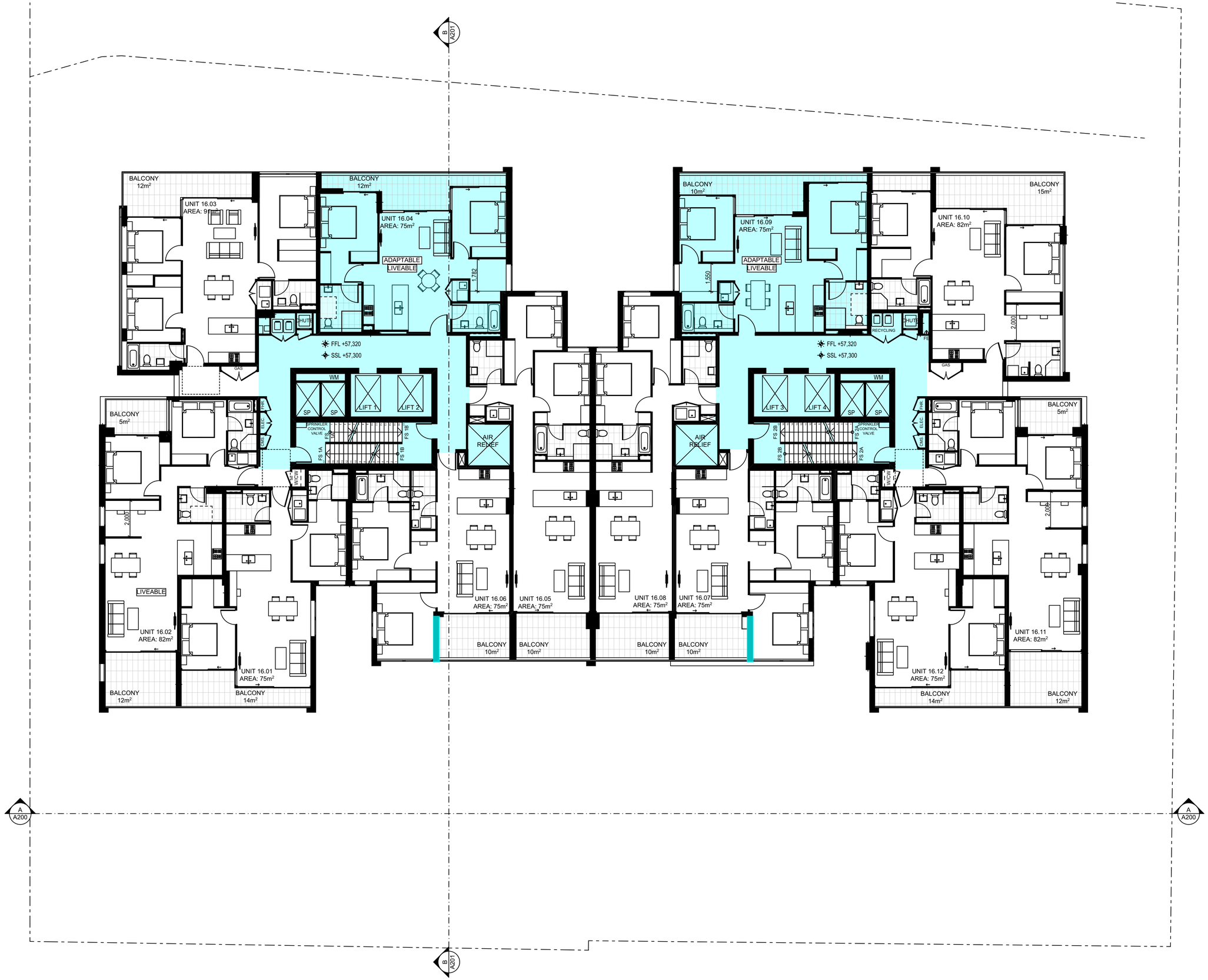

01 Level 16
Scale @ A1 = 1:100

GENERAL NOTES:

1. ALL DIMENSIONS AND SIZES ARE IN MILLIMETRES. DO NOT SCALE DRAWINGS. PREFERNCES OF DIMENSIONED MESURMENT TO BE TAKEN OVER SCALED MEASURMENTS.
2. ALL WALL THICKNESSES DIMENSIONED OR NOTED ARE NOMINAL SIZES ONLY.
3. INFORMATION INDICATED IN THIS DOCUMENT MAY BE CRUCIAL TO THE SAFE AND PROPER FUNCTIONING OF THE PROJECT. DO NOT ALTER ANY ASPECT WITHOUT REFERENCE TO THE ARCHITECT.
4. READ THIS DRAWING IN CONJUNCTION WITH RELEVANT CONSULTANT DRAWINGS AND SPECIFICATIONS.
5. INFORM THE ARCHITECT OF ANY DISCREPANCIES
6. THE WORK IS TO BE COMPLETED IN ACCORDANCE WITH THE NATIONAL CONSTRUCTION CODE OF AUSTRALIA, AUSTRALIAN STANDARDS, SAA CODES AND ALL RELEVANT CONDITIONS BY-LAW.
7. THE BUILDING / MANUFACTURER SHALL CHECK AND VERIFY ALL DIMENSIONS, RL GROUNDLINES AND CONSTRUCTION METHODS PRIOR TO COMMENCEMENT OF WORK.
8. A COPY OF THIS PLAN IS TO BE SUBMITTED BY THE PROPRIETOR TO THE WATERBOARD FOR APPROVAL AS REQUIRED BY THE LOCAL COUNCIL.
9. THIS DRAWING IS PROTECTED BY COPYRIGHT. IT MAY ONLY BE USED FOR THE PURPOSE FOR WHICH IT IS ISSUED

Proposed S4.55 Modifications
Shown Hatched In Blue

Structural Engineer: Webber Design
Traffic Engineer: TEF Consulting
Principal Certifying Authority: Sure Scope Building Certifiers

Services: Cardno
Fire Engineer: #Fire Engineer
Landscape Architect: Site Image

Civil Engineer: Woolacotts
BCA Consultant: #BCA & Access Consultant
L3 Design: Simplex Engineering

Rev	Date	Amendment	By
A	5/03/2021	Preliminary S4.55	JB,GL
B	29/03/2021	S4.55 for Coordination	JB,GL
C	27/04/2021	S4.55 for Coordination	JB,GL
D	14/05/2021	S4.55 for Coordination	JB,GL
E	14/05/2021	S4.55 for Coordination	JB,GL
F	21/05/2021	S4.55 for Coordination	JB,GL

Project:
Residential Development

Address:
2-6 Cowper St & 5 East St Granville Sydney NSW 2142 Australia

Client:
Ellipse Property

0 1 2 5 10m

Status:
S4.55 for Coordination

Drawing Title: Floor Plans Level 16

Project No: Pn_0768
Drawing No: A116
Revision: F

Date: 21/05/2021
Checked: PD
Drawn: JB,GL
Scale@A1: 1:100

ARCHITECTS

ARCHITECTURE DESIGN STUDIO (NSW) PTY LTD
11 Egerton Street, Silverwater, NSW 2128
P: 02 9648 6663 I F: 02 9648 6664
info@ad-s.com.au I www.ad-s.com.au
ABN: 90 616 216 196
NSW Nominated Architect Pavlo Doroch 9170

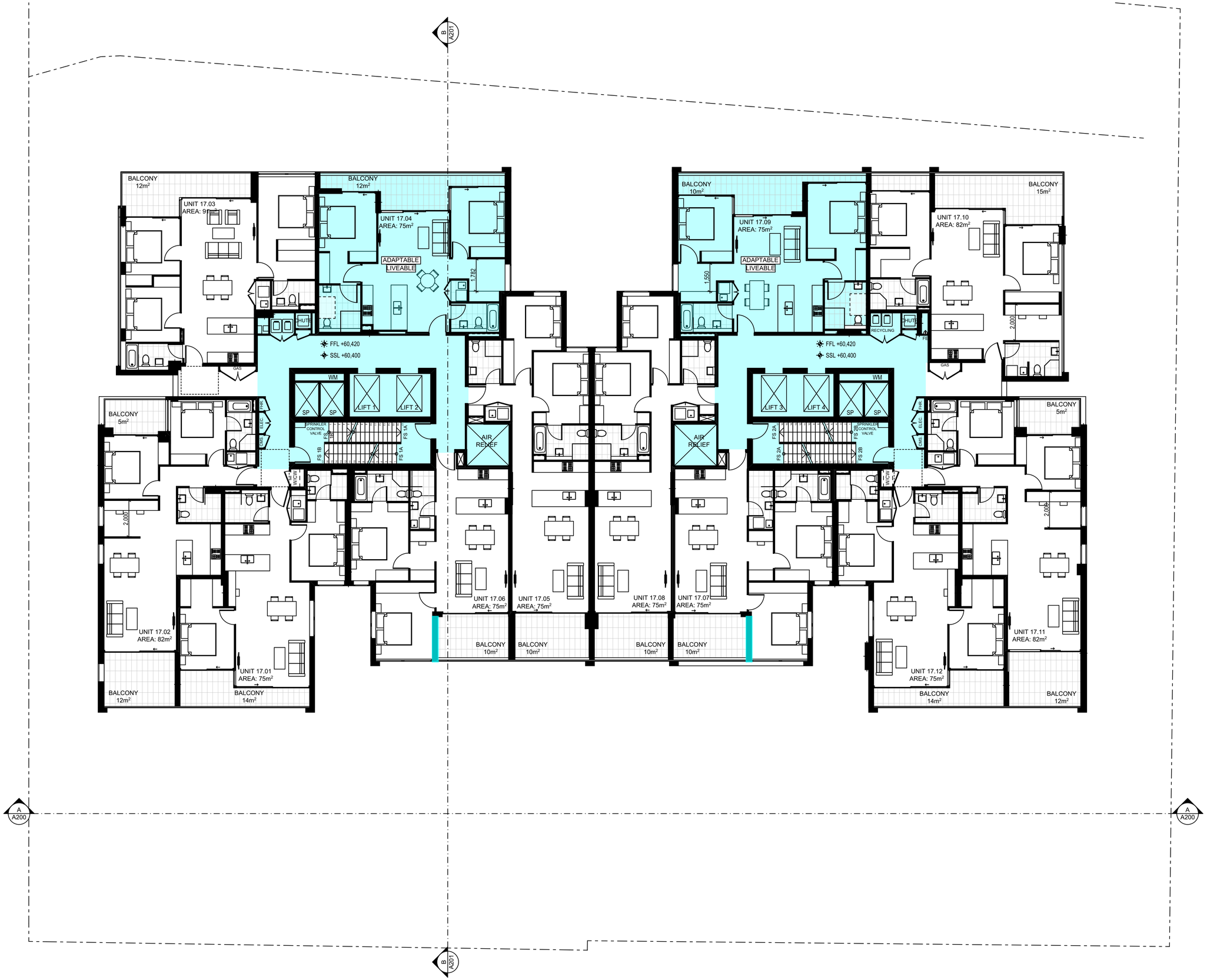

01 Level 17
Scale @ A1 = 1:100

GENERAL NOTES:

1. ALL DIMENSIONS AND SIZES ARE IN MILLIMETRES. DO NOT SCALE DRAWINGS. PREFERNCES OF DIMENSIONED MESURMENT TO BE TAKEN OVER SCALED MEASURMENTS.
2. ALL WALL THICKNESSES DIMENSIONED OR NOTED ARE NOMINAL SIZES ONLY.
3. INFORMATION INDICATED IN THIS DOCUMENT MAY BE CRUCIAL TO THE SAFE AND PROPER FUNCTIONING OF THE PROJECT. DO NOT ALTER ANY ASPECT WITHOUT REFERENCE TO THE ARCHITECT.
4. READ THIS DRAWING IN CONJUNCTION WITH RELEVANT CONSULTANT DRAWINGS AND SPECIFICATIONS.
5. INFORM THE ARCHITECT OF ANY DISCREPANCIES
6. THE WORK IS TO BE COMPLETED IN ACCORDANCE WITH THE NATIONAL CONSTRUCTION CODE OF AUSTRALIA, AUSTRALIAN STANDARDS, SAA CODES AND ALL RELEVANT CONDITIONS BY-LAW.
7. THE BUILDING / MANUFACTURER SHALL CHECK AND VERIFY ALL DIMENSIONS, RL GROUNDLINES AND CONSTRUCTION METHODS PRIOR TO COMMENCEMENT OF WORK.
8. A COPY OF THIS PLAN IS TO BE SUBMITTED BY THE PROPRIETOR TO THE WATERBOARD FOR APPROVAL AS REQUIRED BY THE LOCAL COUNCIL.
9. THIS DRAWING IS PROTECTED BY COPYRIGHT. IT MAY ONLY BE USED FOR THE PURPOSE FOR WHICH IT IS ISSUED

Proposed S4.55 Modifications
Shown Hatched In Blue

Structural Engineer: Webber Design
Traffic Engineer: TEF Consulting
Principal Certifying Authority: Sure Scope Building Certifiers

Services: Cardno
Fire Engineer: #Fire Engineer
Landscape Architect: Site Image

Civil Engineer: Woolacotts
BCA Consultant: #BCA & Access Consultant
L3 Design: Simplex Engineering

Rev	Date	Amendment	By
A	5/03/2021	Preliminary S4.55	JB,GL
B	29/03/2021	S4.55 for Coordination	JB,GL
C	27/04/2021	S4.55 for Coordination	JB,GL
D	14/05/2021	S4.55 for Coordination	JB,GL
E	14/05/2021	S4.55 for Coordination	JB,GL
F	21/05/2021	S4.55 for Coordination	JB,GL

Project:
Residential Development

Address:
2-6 Cowper St & 5 East St Granville Sydney NSW 2142 Australia

Client:
Ellipse Property

0 1 2 5 10m

Status:
S4.55 for Coordination

Drawing Title: Floor Plans Level 17

Project No: Pn_0768
Drawing No: A117
Revision: F

Date: 21/05/2021
Checked: PD
Drawn: JB,GL
Scale@A1: 1:100

ARCHITECTS
ARCHITECTURE DESIGN STUDIO (NSW) PTY LTD
11 Egerton Street, Silverwater, NSW 2128
P: 02 9648 6663 I F: 02 9648 6664
info@ad-s.com.au I www.ad-s.com.au
ABN: 90 616 216 196
NSW Nominated Architect Pavlo Doroch 9170

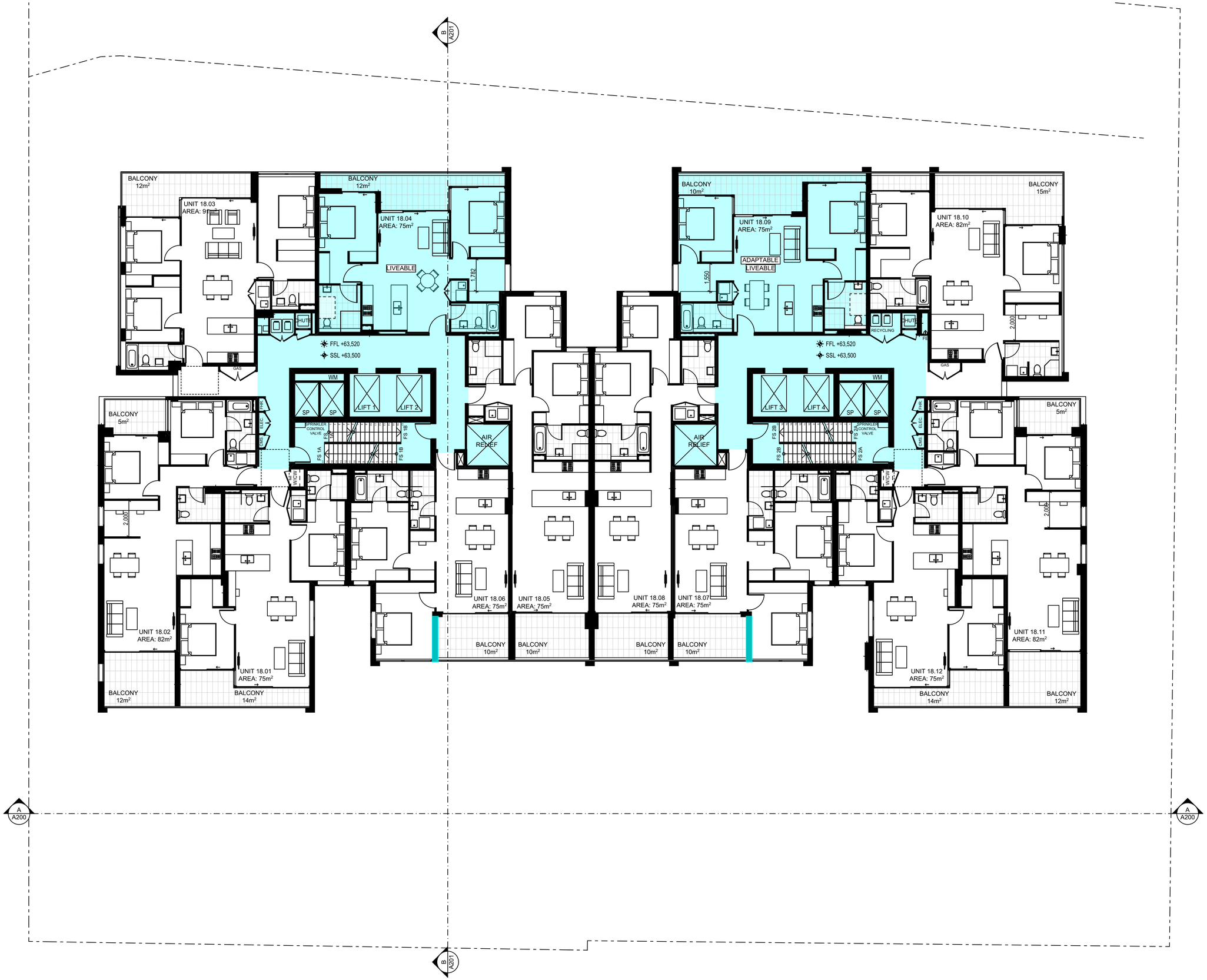

01 Level 18
Scale @ A1 = 1:100

GENERAL NOTES:

1. ALL DIMENSIONS AND SIZES ARE IN MILLIMETRES. DO NOT SCALE DRAWINGS. PREFERNCES OF DIMENSIONED MESURMENT TO BE TAKEN OVER SCALED MEASURMENTS.
2. ALL WALL THICKNESSES DIMENSIONED OR NOTED ARE NOMINAL SIZES ONLY.
3. INFORMATION INDICATED IN THIS DOCUMENT MAY BE CRUCIAL TO THE SAFE AND PROPER FUNCTIONING OF THE PROJECT. DO NOT ALTER ANY ASPECT WITHOUT REFERENCE TO THE ARCHITECT.
4. READ THIS DRAWING IN CONJUNCTION WITH RELEVANT CONSULTANT DRAWINGS AND SPECIFICATIONS.
5. INFORM THE ARCHITECT OF ANY DISCREPANCIES
6. THE WORK IS TO BE COMPLETED IN ACCORDANCE WITH THE NATIONAL CONSTRUCTION CODE OF AUSTRALIA, AUSTRALIAN STANDARDS, SAA CODES AND ALL RELEVANT CONDITIONS BY-LAW.
7. THE BUILDING / MANUFACTURER SHALL CHECK AND VERIFY ALL DIMENSIONS, RL GROUNDLINES AND CONSTRUCTION METHODS PRIOR TO COMMENCEMENT OF WORK.
8. A COPY OF THIS PLAN IS TO BE SUBMITTED BY THE PROPRIETOR TO THE WATERBOARD FOR APPROVAL AS REQUIRED BY THE LOCAL COUNCIL.
9. THIS DRAWING IS PROTECTED BY COPYRIGHT. IT MAY ONLY BE USED FOR THE PURPOSE FOR WHICH IT IS ISSUED

Proposed S4.55 Modifications
Shown Hatched In Blue

Structural Engineer: Webber Design
Traffic Engineer: TEF Consulting
Principal Certifying Authority: Sure Scope Building Certifiers

Services: Cardno
Fire Engineer: #Fire Engineer
Landscape Architect: Site Image

Civil Engineer: Woolacotts
BCA Consultant: #BCA & Access Consultant
L3 Design: Simplex Engineering

Rev	Date	Amendment	By
A	5/03/2021	Preliminary S4.55	JB,GL
B	29/03/2021	S4.55 for Coordination	JB,GL
C	27/04/2021	S4.55 for Coordination	JB,GL
D	14/05/2021	S4.55 for Coordination	JB,GL
E	14/05/2021	S4.55 for Coordination	JB,GL
F	21/05/2021	S4.55 for Coordination	JB,GL

Project:
Residential Development

Address:
2-6 Cowper St & 5 East St Granville Sydney NSW 2142 Australia

Client:
Ellipse Property

0 1 2 5 10m

Status:
S4.55 for Coordination

Drawing Title: Floor Plans Level 18

Project No: Pn_0768
Drawing No: A118
Revision: F

Date: 21/05/2021
Checked: PD
Drawn: JB,GL
Scale@A1: 1:100

ARCHITECTS
ARCHITECTURE DESIGN STUDIO (NSW) PTY LTD
11 Egerton Street, Silverwater, NSW 2128
P: 02 9648 6663 I F: 02 9648 6664
info@ad-s.com.au I www.ad-s.com.au
ABN: 90 616 216 196
NSW Nominated Architect Pavlo Doroch 9170

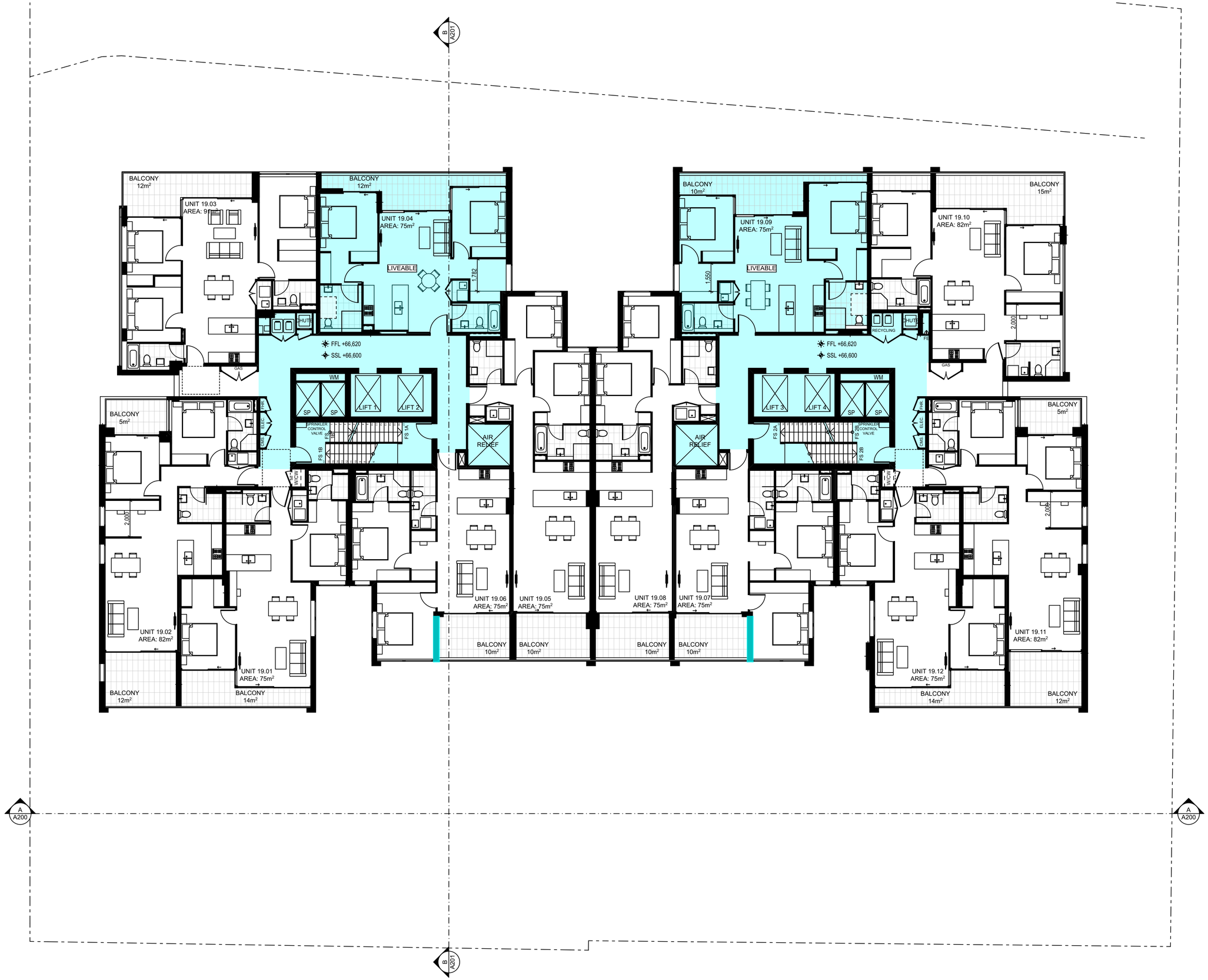

01 Level 19
Scale @ A1 = 1:100

GENERAL NOTES:

1. ALL DIMENSIONS AND SIZES ARE IN MILLIMETRES. DO NOT SCALE DRAWINGS. PREFERNCES OF DIMENSIONED MESURMENT TO BE TAKEN OVER SCALED MEASURMENTS.
2. ALL WALL THICKNESSES DIMENSIONED OR NOTED ARE NOMINAL SIZES ONLY.
3. INFORMATION INDICATED IN THIS DOCUMENT MAY BE CRUCIAL TO THE SAFE AND PROPER FUNCTIONING OF THE PROJECT. DO NOT ALTER ANY ASPECT WITHOUT REFERENCE TO THE ARCHITECT.
4. READ THIS DRAWING IN CONJUNCTION WITH RELEVANT CONSULTANT DRAWINGS AND SPECIFICATIONS.
5. INFORM THE ARCHITECT OF ANY DISCREPANCIES
6. THE WORK IS TO BE COMPLETED IN ACCORDANCE WITH THE NATIONAL CONSTRUCTION CODE OF AUSTRALIA, AUSTRALIAN STANDARDS, SAA CODES AND ALL RELEVANT CONDITIONS BY-LAW.
7. THE BUILDING / MANUFACTURER SHALL CHECK AND VERIFY ALL DIMENSIONS, RL GROUNDLINES AND CONSTRUCTION METHODS PRIOR TO COMMENCEMENT OF WORK.
8. A COPY OF THIS PLAN IS TO BE SUBMITTED BY THE PROPRIETOR TO THE WATERBOARD FOR APPROVAL AS REQUIRED BY THE LOCAL COUNCIL.
9. THIS DRAWING IS PROTECTED BY COPYRIGHT. IT MAY ONLY BE USED FOR THE PURPOSE FOR WHICH IT IS ISSUED

Proposed S4.55 Modifications
Shown Hatched In Blue

Structural Engineer: Webber Design
Traffic Engineer: TEF Consulting
Principal Certifying Authority: Sure Scope Building Certifiers

Services: Cardno
Fire Engineer: #Fire Engineer
Landscape Architect: Site Image

Civil Engineer: Woolacotts
BCA Consultant: #BCA & Access Consultant
L3 Design: Simplex Engineering

Rev	Date	Amendment	By
A	5/03/2021	Preliminary S4.55	JB,GL
B	29/03/2021	S4.55 for Coordination	JB,GL
C	27/04/2021	S4.55 for Coordination	JB,GL
D	14/05/2021	S4.55 for Coordination	JB,GL
E	14/05/2021	S4.55 for Coordination	JB,GL
F	21/05/2021	S4.55 for Coordination	JB,GL

Project:
Residential Development

Address:
2-6 Cowper St & 5 East St Granville Sydney NSW 2142 Australia

Client:
Ellipse Property

0 1 2 5 10m

Status:
S4.55 for Coordination

Drawing Title: Floor Plans Level 19

Project No: Pn_0768
Drawing No: A119
Revision: F

Date: 21/05/2021
Checked: PD
Drawn: JB,GL
Scale@A1: 1:100

ARCHITECTS
ARCHITECTURE DESIGN STUDIO (NSW) PTY LTD
11 Egerton Street, Silverwater, NSW 2128
P: 02 9648 6663 I F: 02 9648 6664
info@ad-s.com.au I www.ad-s.com.au
ABN: 90 616 216 196
NSW Nominated Architect Pavlo Doroch 9170

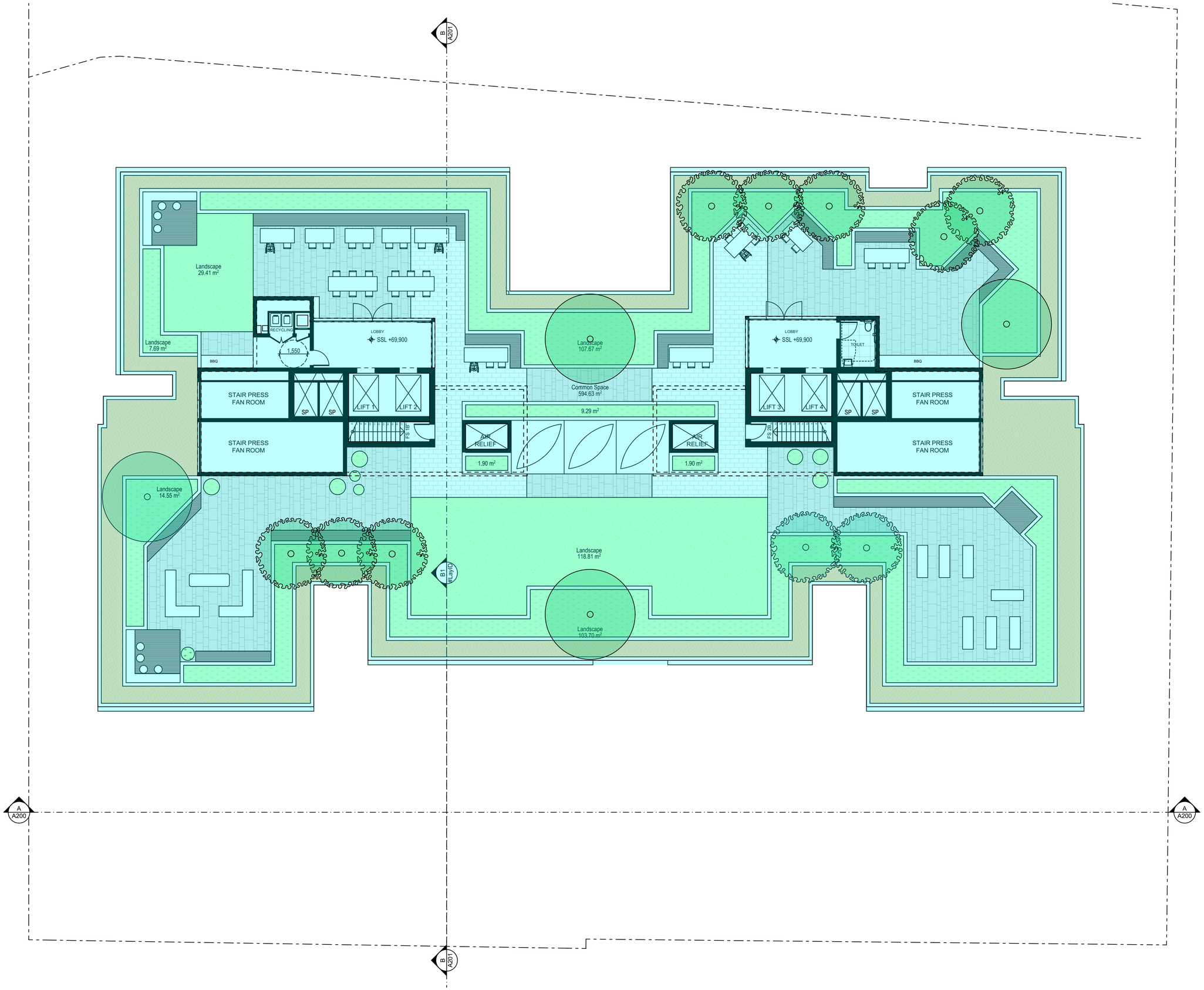

01 Roof Terrace
Scale @ A1 = 1:100

GENERAL NOTES:

1. ALL DIMENSIONS AND SIZES ARE IN MILLIMETRES. DO NOT SCALE DRAWINGS. PREFERNCES OF DIMENSIONED MESURMENT TO BE TAKEN OVER SCALED MEASURMENTS.
2. ALL WALL THICKNESSES DIMENSIONED OR NOTED ARE NOMINAL SIZES ONLY.
3. INFORMATION INDICATED IN THIS DOCUMENT MAY BE CRUCIAL TO THE SAFE AND PROPER FUNCTIONING OF THE PROJECT. DO NOT ALTER ANY ASPECT WITHOUT REFERENCE TO THE ARCHITECT.
4. READ THIS DRAWING IN CONJUNCTION WITH RELEVANT CONSULTANT DRAWINGS AND SPECIFICATIONS.
5. INFORM THE ARCHITECT OF ANY DISCREPANCIES
6. THE WORK IS TO BE COMPLETED IN ACCORDANCE WITH THE NATIONAL CONSTRUCTION CODE OF AUSTRALIA, AUSTRALIAN STANDARDS, SAA CODES AND ALL RELEVANT CONDITIONS BY-LAW.
7. THE BUILDING / MANUFACTURER SHALL CHECK AND VERIFY ALL DIMENSIONS, RL GROUNDLINES AND CONSTRUCTION METHODS PRIOR TO COMMENCEMENT OF WORK.
8. A COPY OF THIS PLAN IS TO BE SUBMITTED BY THE PROPRIETOR TO THE WATERBOARD FOR APPROVAL AS REQUIRED BY THE LOCAL COUNCIL.
9. THIS DRAWING IS PROTECTED BY COPYRIGHT. IT MAY ONLY BE USED FOR THE PURPOSE FOR WHICH IT IS ISSUED

Structural Engineer: Webber Design
Traffic Engineer: TEF Consulting
Principal Certifying Authority: Sure Scope Building Certifiers

Services: Cardno
Fire Engineer: #Fire Engineer
Landscape Architect: Site Image

Civil Engineer: Woolacotts
BCA Consultant: #BCA & Access Consultant
L3 Design: Simplex Engineering

Rev	Date	Amendment	By
A	15/01/2021	For Coordination	JB,GL
B	22/01/2021	For Coordination	JB,GL
C	29/01/2021	For Coordination	JB,GL
D	8/02/2021	For Coordination	JB,GL
E	19/02/2021	For Coordination	JB,GL
F	23/02/2021	For Coordination	JB,GL

Project:
Residential Development

Address:
2-6 Cowper St & 5 East St Granville Sydney NSW 2142 Australia

Client:
Ellipse Property

0 1 2 5 10m

Status:
For Coordination

Drawing Title: GA Plans
Roof Terrace

Project No: Pn_0768
Drawing No: A1020
Revision: F

Date: 23/08/2021
Checked: PD
Drawn: JB,GL
Scale@A1: 1:100

ARCHITECTS

ARCHITECTURE DESIGN STUDIO (NSW) PTY LTD
11 Egerton Street, Silverwater, NSW 2128
P: 02 9648 6663 I F: 02 9648 6664
info@ad-s.com.au I www.ad-s.com.au
ABN: 90 616 216 196
NSW Nominated Architect Pavlo Doroch 9170

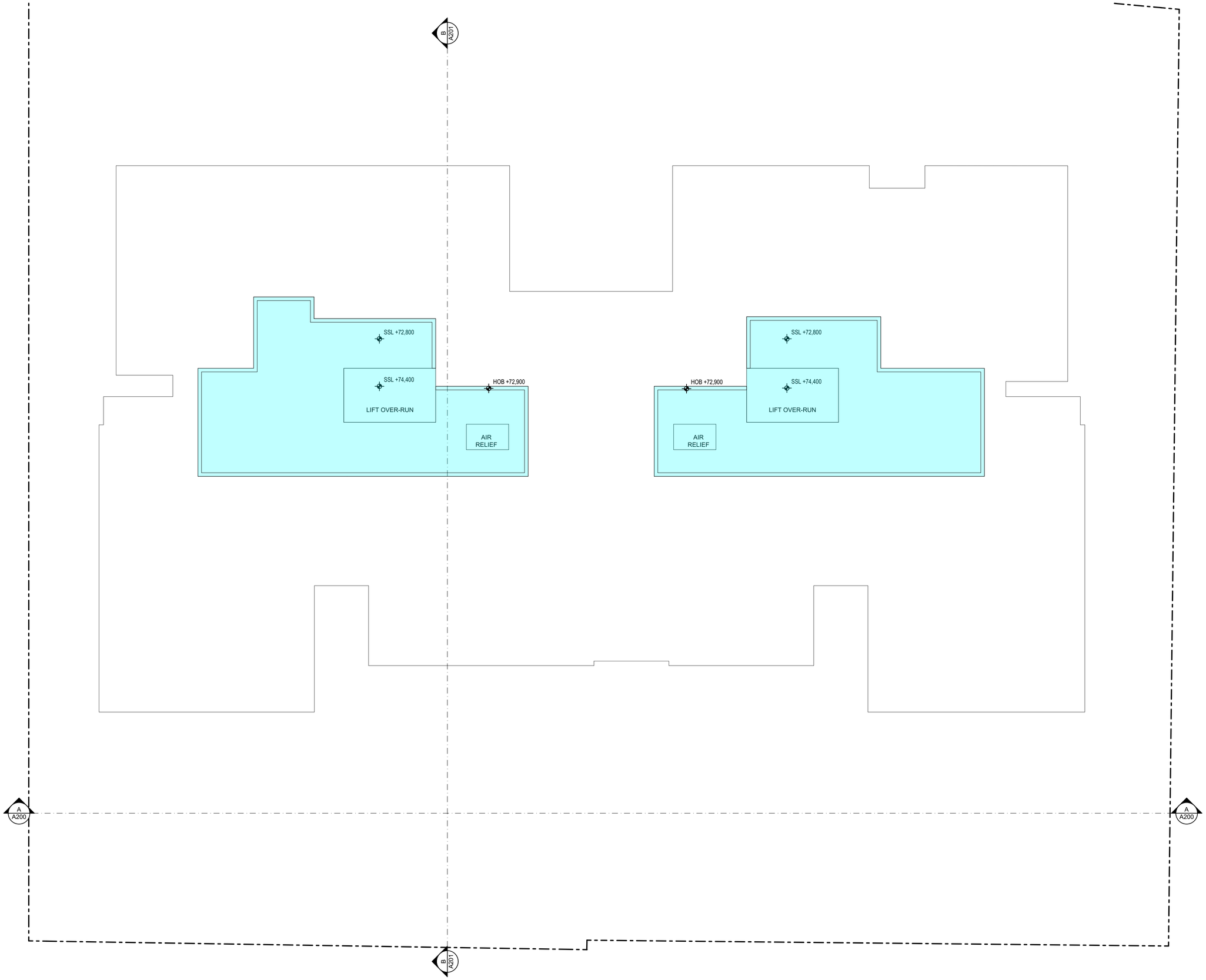

01 Roof Lift Overrun
Scale @ A1 = 1:100

GENERAL NOTES:

1. ALL DIMENSIONS AND SIZES ARE IN MILLIMETRES. DO NOT SCALE DRAWINGS. PREFERNCES OF DIMENSIONED MESURMENT TO BE TAKEN OVER SCALED MEASURMENTS.
2. ALL WALL THICKNESSES DIMENSIONED OR NOTED ARE NOMINAL SIZES ONLY.
3. INFORMATION INDICATED IN THIS DOCUMENT MAY BE CRUCIAL TO THE SAFE AND PROPER FUNCTIONING OF THE PROJECT. DO NOT ALTER ANY ASPECT WITHOUT REFERENCE TO THE ARCHITECT.
4. READ THIS DRAWING IN CONJUNCTION WITH RELEVANT CONSULTANT DRAWINGS AND SPECIFICATIONS.
5. INFORM THE ARCHITECT OF ANY DISCREPANCIES
6. THE WORK IS TO BE COMPLETED IN ACCORDANCE WITH THE NATIONAL CONSTRUCTION CODE OF AUSTRALIA, AUSTRALIAN STANDARDS, SAA CODES AND ALL RELEVANT CONDITIONS BY-LAW.
7. THE BUILDING / MANUFACTURER SHALL CHECK AND VERIFY ALL DIMENSIONS, RL GROUNDLINES AND CONSTRUCTION METHODS PRIOR TO COMMENCEMENT OF WORK.
8. A COPY OF THIS PLAN IS TO BE SUBMITTED BY THE PROPRIETOR TO THE WATERBOARD FOR APPROVAL AS REQUIRED BY THE LOCAL COUNCIL.
9. THIS DRAWING IS PROTECTED BY COPYRIGHT. IT MAY ONLY BE USED FOR THE PURPOSE FOR WHICH IT IS ISSUED

Proposed S4.55 Modifications
Shown Hatched In Blue

Structural Engineer: Webber Design
Traffic Engineer: TEF Consulting
Principal Certifying Authority: Sure Scope Building Certifiers
Services: Cardno
Fire Engineer: #Fire Engineer
Landscape Architect: Site Image
Civil Engineer: Woolacotts
BCA Consultant: #BCA & Access Consultant
L3 Design: Simplex Engineering

Rev	Date	Amendment	By
A	5/03/2021	Preliminary S4.55	JB,GL
B	29/03/2021	S4.55 for Coordination	JB,GL
C	27/04/2021	S4.55 for Coordination	JB,GL
D	14/05/2021	S4.55 for Coordination	JB,GL
E	14/05/2021	S4.55 for Coordination	JB,GL
F	21/05/2021	S4.55 for Coordination	JB,GL

Project:
Residential Development

Address:
2-6 Cowper St & 5 East St Granville Sydney NSW 2142 Australia

Client:
Ellipse Property

0 1 2 5 10m

Status:
S4.55 for Coordination

Drawing Title: Floor Plans
Roof - Lift Overrun

Project No: Pn_0768
Drawing No: A121
Revision: F

Date: 21/05/2021
Checked: PD
Drawn: JB,GL
Scale@A1: 1:100

ARCHITECTS
ARCHITECTURE DESIGN STUDIO (NSW) PTY LTD
11 Egerton Street, Silverwater, NSW 2128
P: 02 9648 6663 I F: 02 9648 6664
info@ad-s.com.au I www.ad-s.com.au
ABN: 90 616 216 196
NSW Nominated Architect Pavlo Doroch 9170

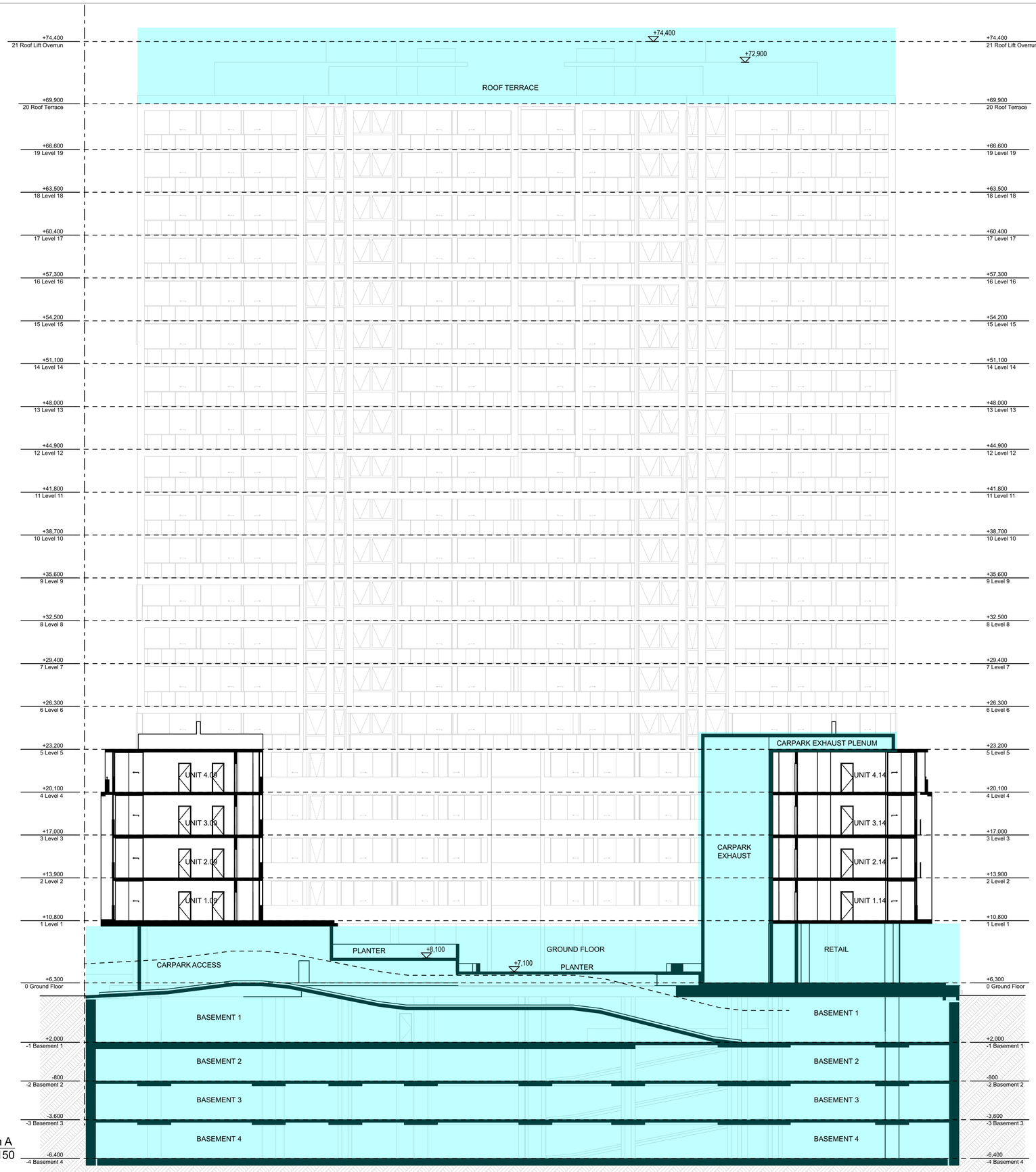

01 Section A
- Scale @ A1 = 1:150

GENERAL NOTES:

1. ALL DIMENSIONS AND SIZES ARE IN MILLIMETRES. DO NOT SCALE DRAWINGS. PREFERNCES OF DIMENSIONED MESURMENT TO BE TAKEN OVER SCALED MEASURMENTS.
2. ALL WALL THICKNESSES DIMENSIONED OR NOTED ARE NOMINAL SIZES ONLY.
3. INFORMATION INDICATED IN THIS DOCUMENT MAY BE CRUCIAL TO THE SAFE AND PROPER FUNCTIONING OF THE PROJECT. DO NOT ALTER ANY ASPECT WITHOUT REFERENCE TO THE ARCHITECT.
4. READ THIS DRAWING IN CONJUNCTION WITH RELEVANT CONSULTANT DRAWINGS AND SPECIFICATIONS.
5. INFORM THE ARCHITECT OF ANY DISCREPANCIES
6. THE WORK IS TO BE COMPLETED IN ACCORDANCE WITH THE NATIONAL CONSTRUCTION CODE OF AUSTRALIA, AUSTRALIAN STANDARDS, SAA CODES AND ALL RELEVANT CONDITIONS BY-LAW.
7. THE BUILDING / MANUFACTURER SHALL CHECK AND VERIFY ALL DIMENSIONS, RL GROUNDLINES AND CONSTRUCTION METHODS PRIOR TO COMMENCEMENT OF WORK.
8. A COPY OF THIS PLAN IS TO BE SUBMITTED BY THE PROPRIETOR TO THE WATERBOARD FOR APPROVAL AS REQUIRED BY THE LOCAL COUNCIL.
9. THIS DRAWING IS PROTECTED BY COPYRIGHT. IT MAY ONLY BE USED FOR THE PURPOSE FOR WHICH IT IS ISSUED

Proposed S4.55 Modifications Shown Hatched In Blue

Structural Engineer: Webber Design
Hydraulic Services: TEF Consulting
Principal Certifying Authoriy: Sure Scope Building Certifiers
Mechanical Services: Cardno
Fire Services: #Fire Engineer
Landscape Architect: Site Image
Electrical Services: Woolacotts
NCC and Access Consultant: #BCA & Access Consultant
Acoustic Engineer: Simplex Engineering

Rev	Date	Amendment	By
A	29/03/2021	S4.55 for Coordination	JB,GL
B	27/04/2021	S4.55 for Coordination	JB,GL
C	14/05/2021	S4.55 for Coordination	JB,GL
D	14/05/2021	S4.55 for Coordination	JB,GL
E	21/05/2021	S4.55 for Coordination	JB,GL

Project:
Residential Development

Address:
2-6 Cowper St & 5 East St Granville Sydney NSW 2142 Australia

Client:
Ellipse Property

0 1 2 5 10m

Status:
S4.55 for Coordination

Drawing Title: Sections Section A

Project No: Pn_0768
Drawing No: A200
Revision: E

Date: 21/05/2021
Checked: PD
Drawn: JB,GL
Scale@A1: 1:150

ARCHITECTS
ARCHITECTURE DESIGN STUDIO (NSW) PTY LTD
11 Egerton Street, Silverwater, NSW 2128
P: 02 9648 6663 I F: 02 9648 6664
info@ad-s.com.au I www.ad-s.com.au
ABN: 90 616 216 196
NSW Nominated Architect Pavlo Doroch 9170



01 Section B
- Scale @ A1 = 1:150

GENERAL NOTES:

1. ALL DIMENSIONS AND SIZES ARE IN MILLIMETRES. DO NOT SCALE DRAWINGS. PREFERNCES OF DIMENSIONED MESURMENT TO BE TAKEN OVER SCALED MEASURMENTS.
2. ALL WALL THICKNESSES DIMENSIONED OR NOTED ARE NOMINAL SIZES ONLY.
3. INFORMATION INDICATED IN THIS DOCUMENT MAY BE CRUCIAL TO THE SAFE AND PROPER FUNCTIONING OF THE PROJECT. DO NOT ALTER ANY ASPECT WITHOUT REFERENCE TO THE ARCHITECT.
4. READ THIS DRAWING IN CONJUNCTION WITH RELEVANT CONSULTANT DRAWINGS AND SPECIFICATIONS.
5. INFORM THE ARCHITECT OF ANY DISCREPANCIES
6. THE WORK IS TO BE COMPLETED IN ACCORDANCE WITH THE NATIONAL CONSTRUCTION CODE OF AUSTRALIA, AUSTRALIAN STANDARDS, SAA CODES AND ALL RELEVANT CONDITIONS BY-LAW.
7. THE BUILDING / MANUFACTURER SHALL CHECK AND VERIFY ALL DIMENSIONS, RL GROUNDLINES AND CONSTRUCTION METHODS PRIOR TO COMMENCEMENT OF WORK.
8. A COPY OF THIS PLAN IS TO BE SUBMITTED BY THE PROPRIETOR TO THE WATERBOARD FOR APPROVAL AS REQUIRED BY THE LOCAL COUNCIL.
9. THIS DRAWING IS PROTECTED BY COPYRIGHT. IT MAY ONLY BE USED FOR THE PURPOSE FOR WHICH IT IS ISSUED

Proposed S4.55 Modifications Shown Hatched In Blue

Structural Engineer: Webber Design
Hydraulic Services: TEF Consulting
Principal Certifying Authoriy: Sure Scope Building Certifiers
Mechanical Services: Cardno
Fire Services: #Fire Engineer
Landscape Architect: Site Image
Electrical Services: Woolacotts
NCC and Access Consultant: #BCA & Access Consultant
Acoustic Engineer: Simplex Engineering

Rev	Date	Amendment	By
A	29/03/2021	S4.55 for Coordination	JB,GL
B	27/04/2021	S4.55 for Coordination	JB,GL
C	14/05/2021	S4.55 for Coordination	JB,GL
D	14/05/2021	S4.55 for Coordination	JB,GL
E	21/05/2021	S4.55 for Coordination	JB,GL

Project:
Residential Development

Address:
2-6 Cowper St & 5 East St Granville Sydney NSW 2142 Australia

Client:
Ellipse Property

0 1 2 5 10m

Status:
S4.55 for Coordination

Drawing Title: Sections Section B

Project No: Pn_0768
Drawing No: A201
Revision: E

Date: 21/05/2021
Checked: PD
Drawn: JB,GL
Scale@A1: 1:150

ARCHITECTS
ARCHITECTURE DESIGN STUDIO (NSW) PTY LTD
11 Egerton Street, Silverwater, NSW 2128
P: 02 9648 6663 I F: 02 9648 6664
info@ad-s.com.au I www.ad-s.com.au
ABN: 90 616 216 196
NSW Nominated Architect Pavlo Doroch 9170



01 - North Elevation
Scale @ A1 = 1:150

GENERAL NOTES:

1. ALL DIMENSIONS AND SIZES ARE IN MILLIMETRES. DO NOT SCALE DRAWINGS. PREFERNCES OF DIMENSIONED MESURMENT TO BE TAKEN OVER SCALED MEASURMENTS.
2. ALL WALL THICKNESSES DIMENSIONED OR NOTED ARE NOMINAL SIZES ONLY.
3. INFORMATION INDICATED IN THIS DOCUMENT MAY BE CRUCIAL TO THE SAFE AND PROPER FUNCTIONING OF THE PROJECT. DO NOT ALTER ANY ASPECT WITHOUT REFERENCE TO THE ARCHITECT.
4. READ THIS DRAWING IN CONJUNCTION WITH RELEVANT CONSULTANT DRAWINGS AND SPECIFICATIONS.
5. INFORM THE ARCHITECT OF ANY DISCREPANCIES
6. THE WORK IS TO BE COMPLETED IN ACCORDANCE WITH THE NATIONAL CONSTRUCTION CODE OF AUSTRALIA, AUSTRALIAN STANDARDS, SAA CODES AND ALL RELEVANT CONDITIONS BY-LAW.
7. THE BUILDING / MANUFACTURER SHALL CHECK AND VERIFY ALL DIMENSIONS, RL GROUNDLINES AND CONSTRUCTION METHODS PRIOR TO COMMENCEMENT OF WORK.
8. A COPY OF THIS PLAN IS TO BE SUBMITTED BY THE PROPRIETOR TO THE WATERBOARD FOR APPROVAL AS REQUIRED BY THE LOCAL COUNCIL.
9. THIS DRAWING IS PROTECTED BY COPYRIGHT. IT MAY ONLY BE USED FOR THE PURPOSE FOR WHICH IT IS ISSUED

Proposed S4.55 Modifications
Shown Hatched In Blue

Structural Engineer: Webber Design	Hydraulic Services: TEF Consulting	Principal Certifying Authoriy: Sure Scope Building Certifiers
Mechanical Services: Cardno	Fire Services: #Fire Engineer	Landscape Architect: Site Image
Electrical Services: Woolacotts	NCC and Access Consultant: #BCA & Access Consultant	Acoustic Engineer: Simplex Engineering

Rev	Date	Amendment	By
A	29/03/2021	S4.55 for Coordination	JB,GL
B	27/04/2021	S4.55 for Coordination	JB,GL
C	14/05/2021	S4.55 for Coordination	JB,GL
D	14/05/2021	S4.55 for Coordination	JB,GL
E	21/05/2021	S4.55 for Coordination	JB,GL

Project:
Residential Development

Address:
2-6 Cowper St & 5 East St Granville Sydney NSW 2142 Australia

Client:
Ellipse Property

0 1 2 5 10m

Status:
S4.55 for Coordination

Drawing Title: Elevations North

Project No:	Drawing No:	Revision:
Pn_0768	A300	E

Date:	Checked:	Drawn:	Scale@A1:
21/05/2021	PD	JB,GL	1:150

ARCHITECTS
ARCHITECTURE DESIGN STUDIO (NSW) PTY LTD
11 Egerton Street, Silverwater, NSW 2128
P: 02 9648 6663 I F: 02 9648 6664
info@ad-s.com.au I www.ad-s.com.au
ABN: 90 616 216 196
NSW Nominated Architect Pavlo Doroch 9170



01 - South Elevation
Scale @ A1 = 1:150

GENERAL NOTES:

1. ALL DIMENSIONS AND SIZES ARE IN MILLIMETRES. DO NOT SCALE DRAWINGS. PREFERNCES OF DIMENSIONED MESURMENT TO BE TAKEN OVER SCALED MEASURMENTS.
2. ALL WALL THICKNESSES DIMENSIONED OR NOTED ARE NOMINAL SIZES ONLY.
3. INFORMATION INDICATED IN THIS DOCUMENT MAY BE CRUCIAL TO THE SAFE AND PROPER FUNCTIONING OF THE PROJECT. DO NOT ALTER ANY ASPECT WITHOUT REFERENCE TO THE ARCHITECT.
4. READ THIS DRAWING IN CONJUNCTION WITH RELEVANT CONSULTANT DRAWINGS AND SPECIFICATIONS.
5. INFORM THE ARCHITECT OF ANY DISCREPANCIES
6. THE WORK IS TO BE COMPLETED IN ACCORDANCE WITH THE NATIONAL CONSTRUCTION CODE OF AUSTRALIA, AUSTRALIAN STANDARDS, SAA CODES AND ALL RELEVANT CONDITIONS BY-LAW.
7. THE BUILDING / MANUFACTURER SHALL CHECK AND VERIFY ALL DIMENSIONS, RL GROUNDLINES AND CONSTRUCTION METHODS PRIOR TO COMMENCEMENT OF WORK.
8. A COPY OF THIS PLAN IS TO BE SUBMITTED BY THE PROPRIETOR TO THE WATERBOARD FOR APPROVAL AS REQUIRED BY THE LOCAL COUNCIL.
9. THIS DRAWING IS PROTECTED BY COPYRIGHT. IT MAY ONLY BE USED FOR THE PURPOSE FOR WHICH IT IS ISSUED

Proposed S4.55 Modifications Shown Hatched In Blue

Structural Engineer: Webber Design
Hydraulic Services: TEF Consulting
Principal Certifying Authoriy: Sure Scope Building Certifiers
Mechanical Services: Cardno
Fire Services: #Fire Engineer
Landscape Architect: Site Image
Electrical Services: Woolacotts
NCC and Access Consultant: #BCA & Access Consultant
Acoustic Engineer: Simplex Engineering

Rev	Date	Amendment	By
A	29/03/2021	S4.55 for Coordination	JB,GL
B	27/04/2021	S4.55 for Coordination	JB,GL
C	14/05/2021	S4.55 for Coordination	JB,GL
D	14/05/2021	S4.55 for Coordination	JB,GL
E	21/05/2021	S4.55 for Coordination	JB,GL

Project:
Residential Development

Address:
2-6 Cowper St & 5 East St Granville Sydney NSW 2142 Australia

Client:
Ellipse Property

0 1 2 5 10m

Status:
S4.55 for Coordination

Drawing Title: Elevations South

Project No: Pn_0768
Drawing No: A301
Revision: E

Date: 21/05/2021
Checked: PD
Drawn: JB,GL
Scale@A1: 1:150

ARCHITECTS
ARCHITECTURE DESIGN STUDIO (NSW) PTY LTD
11 Egerton Street, Silverwater, NSW 2128
P: 02 9648 6663 I F: 02 9648 6664
info@ad-s.com.au I www.ad-s.com.au
ABN: 90 616 216 196
NSW Nominated Architect Pavlo Doroch 9170



01 - East Elevation
Scale @ A1 = 1:150

GENERAL NOTES:

1. ALL DIMENSIONS AND SIZES ARE IN MILLIMETRES. DO NOT SCALE DRAWINGS. PREFERNCES OF DIMENSIONED MESURMENT TO BE TAKEN OVER SCALED MEASURMENTS.
2. ALL WALL THICKNESSES DIMENSIONED OR NOTED ARE NOMINAL SIZES ONLY.
3. INFORMATION INDICATED IN THIS DOCUMENT MAY BE CRUCIAL TO THE SAFE AND PROPER FUNCTIONING OF THE PROJECT. DO NOT ALTER ANY ASPECT WITHOUT REFERENCE TO THE ARCHITECT.
4. READ THIS DRAWING IN CONJUNCTION WITH RELEVANT CONSULTANT DRAWINGS AND SPECIFICATIONS.
5. INFORM THE ARCHITECT OF ANY DISCREPANCIES
6. THE WORK IS TO BE COMPLETED IN ACCORDANCE WITH THE NATIONAL CONSTRUCTION CODE OF AUSTRALIA, AUSTRALIAN STANDARDS, SAA CODES AND ALL RELEVANT CONDITIONS BY-LAW.
7. THE BUILDING / MANUFACTURER SHALL CHECK AND VERIFY ALL DIMENSIONS, RL GROUNDLINES AND CONSTRUCTION METHODS PRIOR TO COMMENCEMENT OF WORK.
8. A COPY OF THIS PLAN IS TO BE SUBMITTED BY THE PROPRIETOR TO THE WATERBOARD FOR APPROVAL AS REQUIRED BY THE LOCAL COUNCIL.
9. THIS DRAWING IS PROTECTED BY COPYRIGHT. IT MAY ONLY BE USED FOR THE PURPOSE FOR WHICH IT IS ISSUED

Proposed S4.55 Modifications Shown Hatched In Blue

Structural Engineer: Webber Design
Hydraulic Services: TEF Consulting
Principal Certifying Authority: Sure Scope Building Certifiers
Mechanical Services: Cardno
Fire Services: #Fire Engineer
Landscape Architect: Site Image
Electrical Services: Woolacotts
NCC and Access Consultant: #BCA & Access Consultant
Acoustic Engineer: Simplex Engineering

Rev	Date	Amendment	By
A	29/03/2021	S4.55 for Coordination	JB,GL
B	27/04/2021	S4.55 for Coordination	JB,GL
C	14/05/2021	S4.55 for Coordination	JB,GL
D	14/05/2021	S4.55 for Coordination	JB,GL
E	21/05/2021	S4.55 for Coordination	JB,GL

Project:
Residential Development

Address:
2-6 Cowper St & 5 East St Granville Sydney NSW 2142 Australia

Client:
Ellipse Property

0 1 2 5 10m

Status:
S4.55 for Coordination

Drawing Title: Elevations East

Project No: Pn_0768
Drawing No: A302
Revision: E

Date: 21/05/2021
Checked: PD
Drawn: JB,GL
Scale@A1: 1:150

ARCHITECTS
ARCHITECTURE DESIGN STUDIO (NSW) PTY LTD
11 Egerton Street, Silverwater, NSW 2128
P: 02 9648 6663 I F: 02 9648 6664
info@ad-s.com.au I www.ad-s.com.au
ABN: 90 616 216 196
NSW Nominated Architect Pavlo Doroch 9170



01 - West Elevation
Scale @ A1 = 1:150

GENERAL NOTES:

1. ALL DIMENSIONS AND SIZES ARE IN MILLIMETRES. DO NOT SCALE DRAWINGS. PREFERNCES OF DIMENSIONED MESURMENT TO BE TAKEN OVER SCALED MEASURMENTS.
2. ALL WALL THICKNESSES DIMENSIONED OR NOTED ARE NOMINAL SIZES ONLY.
3. INFORMATION INDICATED IN THIS DOCUMENT MAY BE CRUCIAL TO THE SAFE AND PROPER FUNCTIONING OF THE PROJECT. DO NOT ALTER ANY ASPECT WITHOUT REFERENCE TO THE ARCHITECT.
4. READ THIS DRAWING IN CONJUNCTION WITH RELEVANT CONSULTANT DRAWINGS AND SPECIFICATIONS.
5. INFORM THE ARCHITECT OF ANY DISCREPANCIES
6. THE WORK IS TO BE COMPLETED IN ACCORDANCE WITH THE NATIONAL CONSTRUCTION CODE OF AUSTRALIA, AUSTRALIAN STANDARDS, SAA CODES AND ALL RELEVANT CONDITIONS BY-LAW.
7. THE BUILDING / MANUFACTURER SHALL CHECK AND VERIFY ALL DIMENSIONS, RL GROUNDLINES AND CONSTRUCTION METHODS PRIOR TO COMMENCEMENT OF WORK.
8. A COPY OF THIS PLAN IS TO BE SUBMITTED BY THE PROPRIETOR TO THE WATERBOARD FOR APPROVAL AS REQUIRED BY THE LOCAL COUNCIL.
9. THIS DRAWING IS PROTECTED BY COPYRIGHT. IT MAY ONLY BE USED FOR THE PURPOSE FOR WHICH IT IS ISSUED

Proposed S4.55 Modifications
Shown Hatched In Blue

Structural Engineer: Webber Design
Hydraulic Services: TEF Consulting
Principal Certifying Authority: Sure Scope Building Certifiers
Mechanical Services: Cardno
Fire Services: #Fire Engineer
Landscape Architect: Site Image
Electrical Services: Woolacotts
NCC and Access Consultant: #BCA & Access Consultant
Acoustic Engineer: Simplex Engineering

Rev	Date	Amendment	By
A	29/03/2021	S4.55 for Coordination	JB,GL
B	27/04/2021	S4.55 for Coordination	JB,GL
C	14/05/2021	S4.55 for Coordination	JB,GL
D	14/05/2021	S4.55 for Coordination	JB,GL
E	21/05/2021	S4.55 for Coordination	JB,GL

Project:
Residential Development

Address:
2-6 Cowper St & 5 East St Granville Sydney NSW 2142 Australia

Client:
Ellipse Property

0 1 2 5 10m

Status:
S4.55 for Coordination

Drawing Title: Elevations West

Project No: Pn_0768
Drawing No: A303
Revision: E

Date: 21/05/2021
Checked: PD
Drawn: JB,GL
Scale@A1: 1:150

ARCHITECTS
ARCHITECTURE DESIGN STUDIO (NSW) PTY LTD
11 Egerton Street, Silverwater, NSW 2128
P: 02 9648 6663 I F: 02 9648 6664
info@ad-s.com.au I www.ad-s.com.au
ABN: 90 616 216 196
NSW Nominated Architect Pavlo Doroch 9170

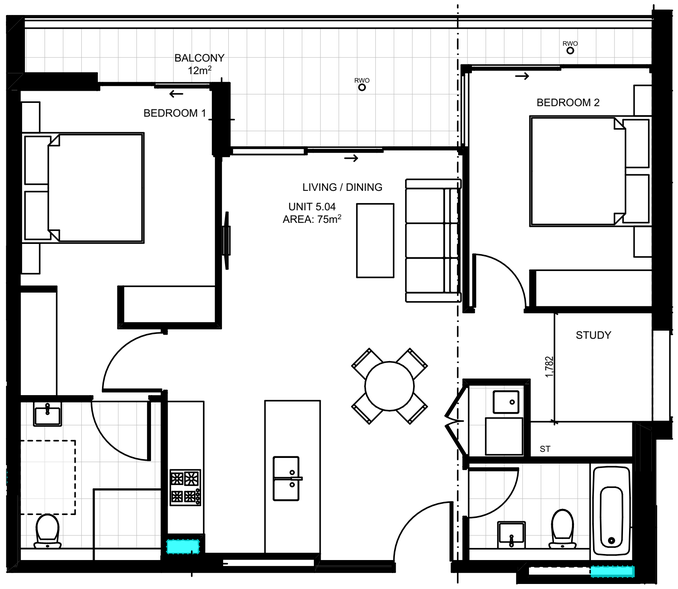

1 UNIT '04' - PRE ADAPTATION LAYOUT
1:50

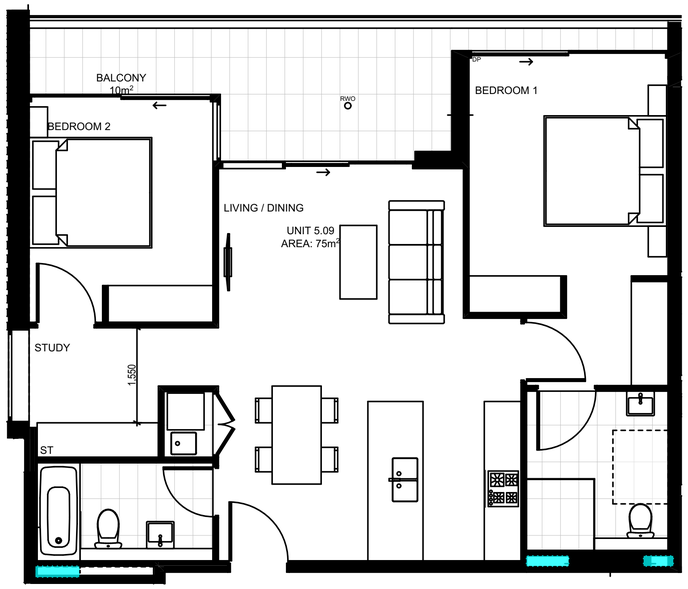

3 UNIT '09' - PRE ADAPTATION LAYOUT
1:50

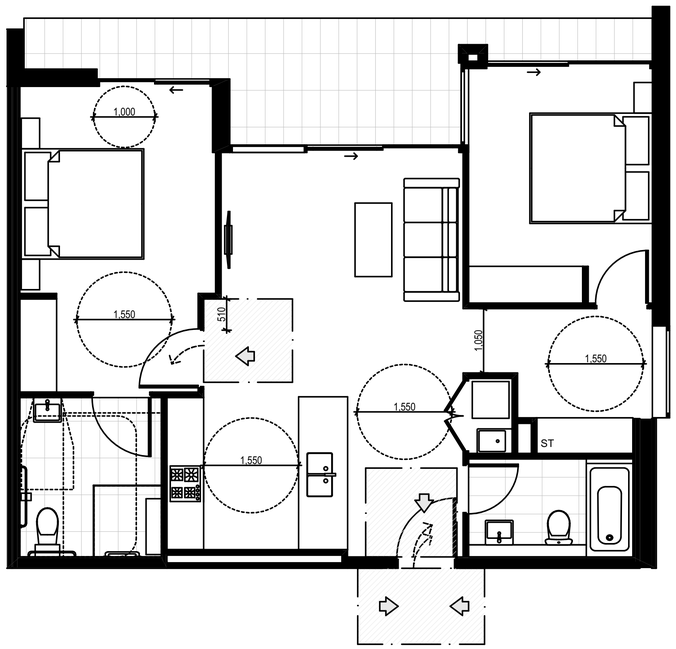

2 UNIT '04' - POST ADAPTATION LAYOUT
1:50

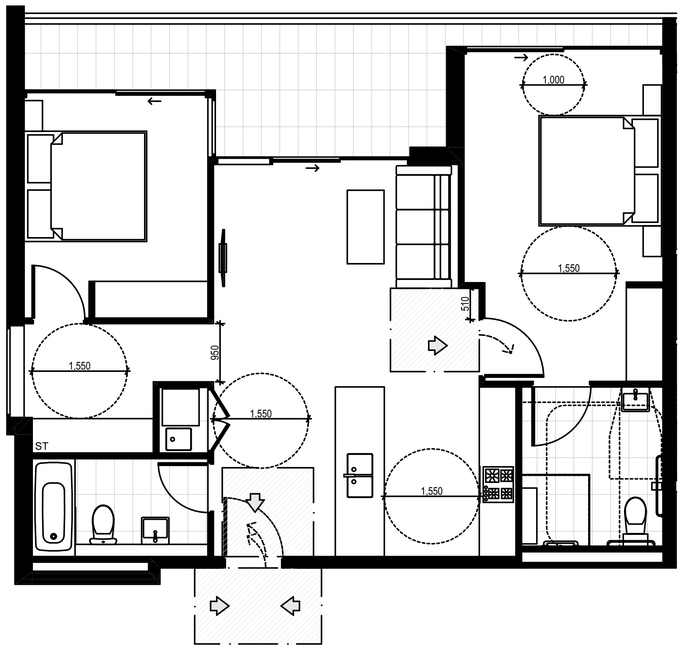

4 UNIT '09' - POST ADAPTATION LAYOUT
1:50

0 1 2 5m

Rev	Date	Amendment	By
A	13/04/2021	S4.55 for Coordination	GL
B	20/04/2021	Pre/Post Adaptation Layout	GL
C	27/04/2021	S4.55 for Coordination	GL
D	14/05/2021	S4.55 for Coordination	GL
E	14/05/2021	S4.55 for Coordination	GL
F	21/05/2021	S4.55 for Coordination	GL

Rev	Date	Amendment	By

GENERAL NOTES:

1. ALL DIMENSIONS AND SIZES ARE IN MILLIMETRES. DO NOT SCALE DRAWINGS. PREFERNCES OF DIMENSIONED MESURMENT TO BE TAKEN OVER SCALED MEASURMENTS.
2.ALL WALL THICKNESSES DIMENSIONED OR NOTED ARE NOMINAL SIZES ONLY.
3.INFORMATION INDICATED IN THIS DOCUMENT MAY BE CRUCIAL TO THE SAFE AND PROPER FUNCTIONING OF THE PROJECT. DO NOT ALTER ANY ASPECT WITHOUT REFERENCE TO THE ARCHITECT.
4.READ THIS DRAWING IN CONJUNCTION WITH RELEVANT CONSULTANT DRAWINGS AND SPECIFICATIONS.
5. INFORM THE ARCHITECT OF ANY DISCREPANCIES
6.THE WORK IS TO BE COMPLETED IN ACCORDANCE WITH THE NATIONAL CONSTRUCTION CODE OF AUSTRALIA, AUSTRALIAN STANDARDS, SAA CODES AND ALL RELEVANT CONDITIONS BY LAW
7.THE BUILDING / MANUFACTURER SHALL CHECK AND VERIFY ALL DIMENSIONS, RL GROUNDLINES AND CONSTRUCTION METHODS PRIOR TO COMMENCEMENT OF WORK.
8.A COPY OF THIS PLAN IS TO BE SUBMITTED BY THE PROPRIETOR TO THE WATERBOARD FOR APPROVAL AS REQUIRED BY THE LOCAL COUNCIL.
9.THIS DRAWING IS PROTECTED BY COPYRIGHT. IT MAY ONLY BE USED FOR THE PURPOSE FOR WHICH IT IS ISSUED

Structural Engineer: Webber Design
Mechanical Services: Cardno
Electrical Services: Woolacotts
Hydraulic Services: TEF Consulting
Fire Services: #Fire Engineer
BCA and Access Consultant: #BCA & Access Consultant
Principal Certifying Authoriy: Sure Scope Building Certifiers
Landscape Architect: Site Image
Acoustic Engineer: Simplex Engineering

S4.55 for Coordination

Project: Residential Development
Client: Ellipse Property
Address: 2-6 Cowper St & 5 East St Granville Sydney NSW 2142 Australia

Project No: Pn_0768
Checked: PD
Drawn: GL
Scale@A1:
Date: 21/05/2021

Drawing Title: Adaptable Units Typical Adaptable Units '04 & 09'
Revision: F
Drawing No: A500

ARCHITECTURE DESIGN STUDIO (NSW) PTY LTD
11 Egerton Street, Silverwater, NSW 2128
P: 02 9648 6663 I F: 02 9648 6664
info@ad-s.com.au I www.ad-s.com.au
ABN: 90 616 216 196
NSW Nominated Architect Pavlo Doroch 9170

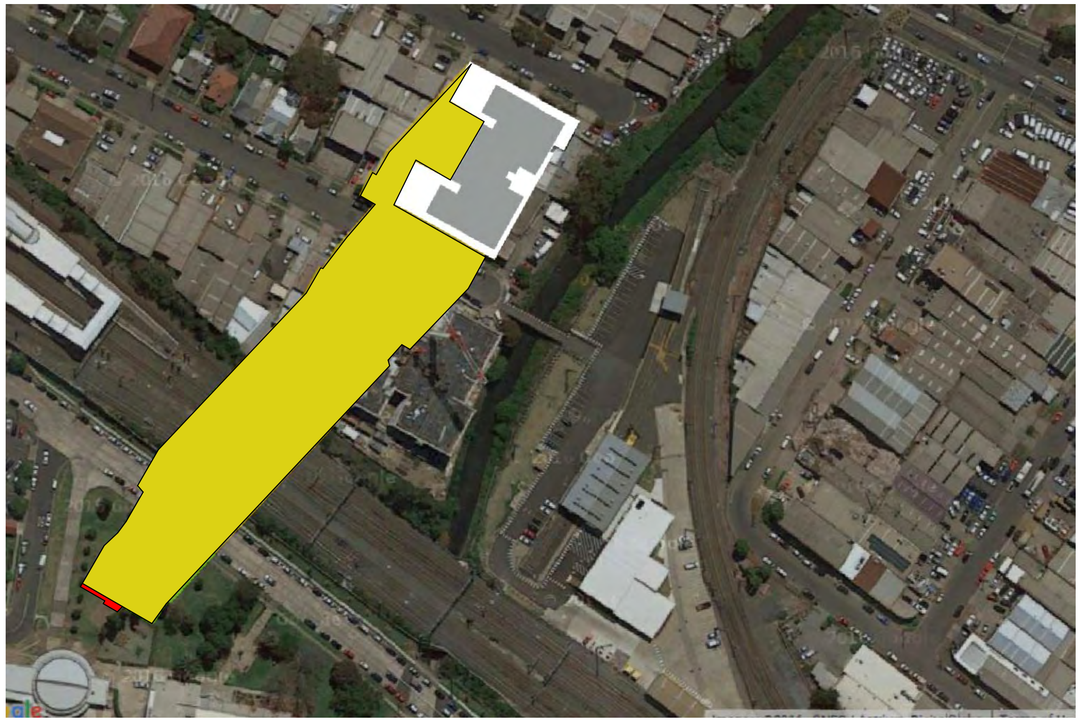

9:00 AM

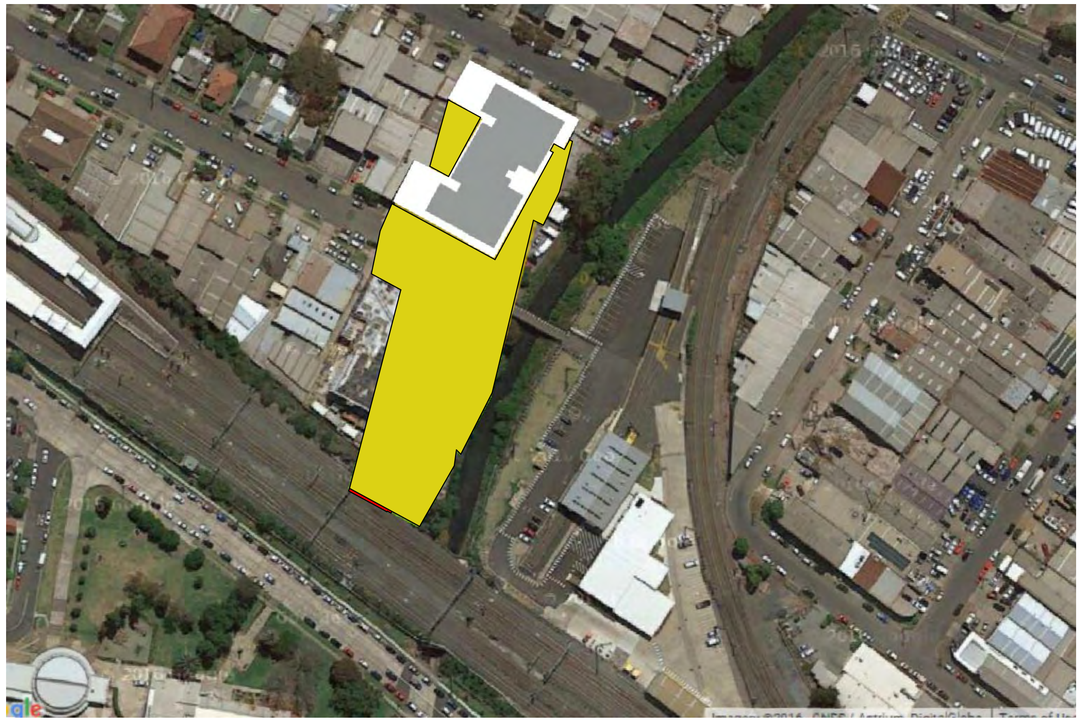

11:00 AM

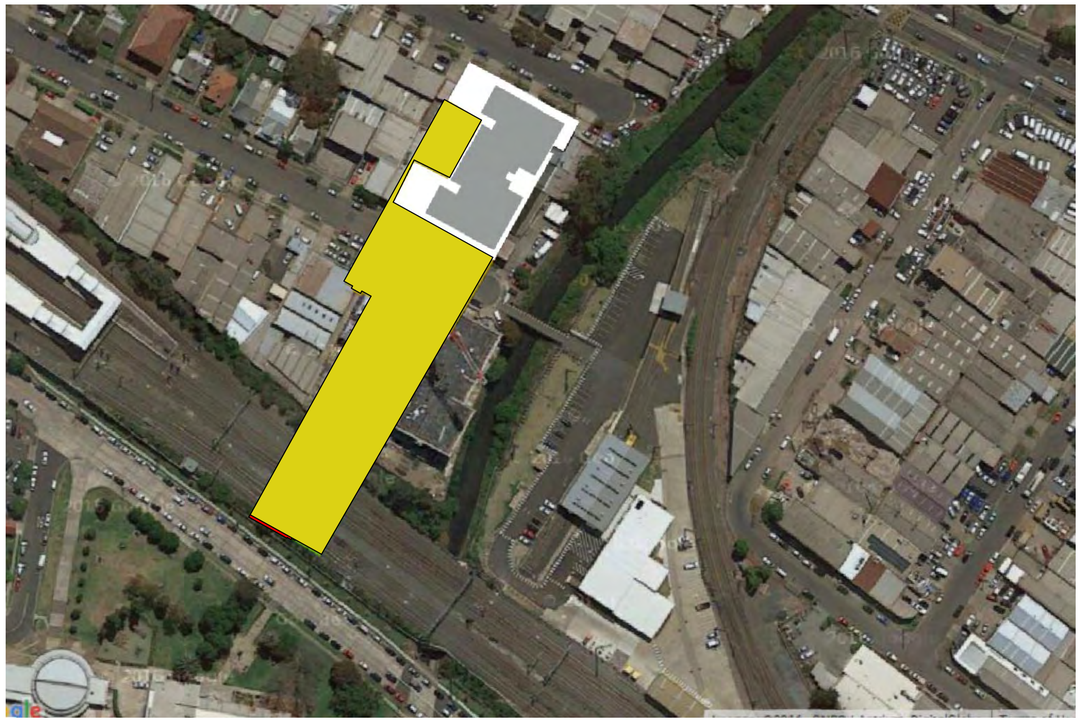

10:00 AM



12:00 AM

Original Shadow

Addition Shadow

0 1 2 5 10m

Rev	Date	Amendment	By
A	29/03/2021	S4.55 for Coordination	
B	27/04/2021	S4.55 for Coordination	
C	14/05/2021	S4.55 for Coordination	
D	14/05/2021	S4.55 for Coordination	
E	21/05/2021	S4.55 for Coordination	ZH

Rev	Date	Amendment	By

GENERAL NOTES:

1. ALL DIMENSIONS AND SIZES ARE IN MILLIMETRES. DO NOT SCALE DRAWINGS. PREFERNCES OF DIMENSIONED MEASUREMENT TO BE TAKEN OVER SCALED MEASUREMENTS.
2. ALL WALL THICKNESSES DIMENSIONED OR NOTED ARE NOMINAL SIZES ONLY.
3. INFORMATION INDICATED IN THIS DOCUMENT MAY BE CRUCIAL TO THE SAFE AND PROPER FUNCTIONING OF THE PROJECT. DO NOT ALTER ANY ASPECT WITHOUT REFERENCE TO THE ARCHITECT.
4. READ THIS DRAWING IN CONJUNCTION WITH RELEVANT CONSULTANT DRAWINGS AND SPECIFICATIONS.
5. INFORM THE ARCHITECT OF ANY DISCREPANCIES
6. THE WORK IS TO BE COMPLETED IN ACCORDANCE WITH THE NATIONAL CONSTRUCTION CODE OF AUSTRALIA, AUSTRALIAN STANDARDS, SAA CODES AND ALL RELEVANT CONDITIONS BY-LAW
7. THE BUILDING / MANUFACTURER SHALL CHECK AND VERIFY ALL DIMENSIONS, RL GROUNDLINES AND CONSTRUCTION METHODS PRIOR TO COMMENCEMENT OF WORK.
8. A COPY OF THIS PLAN IS TO BE SUBMITTED BY THE PROPRIETOR TO THE WATERBOARD FOR APPROVAL AS REQUIRED BY THE LOCAL COUNCIL.
9. THIS DRAWING IS PROTECTED BY COPYRIGHT. IT MAY ONLY BE USED FOR THE PURPOSE FOR WHICH IT IS ISSUED

Structural Engineer:
Webber Design

Mechanical Services:
Cardno

Electrical Services:
Woolacotts

Hydraulic Services:
TEF Consulting

Fire Services:
#Fire Engineer

BCA and Access Consultant:
#BCA & Access Consultant

Principal Certifying Authoriy:
Sure Scope Building Certifiers

Landscape Architect:
Site Image

Acoustic Engineer:
Simplex Engineering

S4.55 for Coordination

Project: Residential Development

Client: Ellipse Property

Address:
2-6 Cowper St & 5 East St Granville Sydney NSW 2142 Australia

Project No: Pn_0768

Checked: PD

Drawn: ZH

Scale@A1: 1:1

Date: 21/05/2021

Drawing Title:
Sun Studies
Shadow Diagram 21 JUNE
9AM-12PM

Revision: E

Drawing No: A600

ARCHITECTURE DESIGN STUDIO (NSW) PTY LTD
11 Egerton Street, Silverwater, NSW 2128
P: 02 9648 6663 I F: 02 9648 6664
info@ad-s.com.au I www.ad-s.com.au
ABN: 90 616 216 196
NSW Nominated Architect Pavlo Doroch 9170

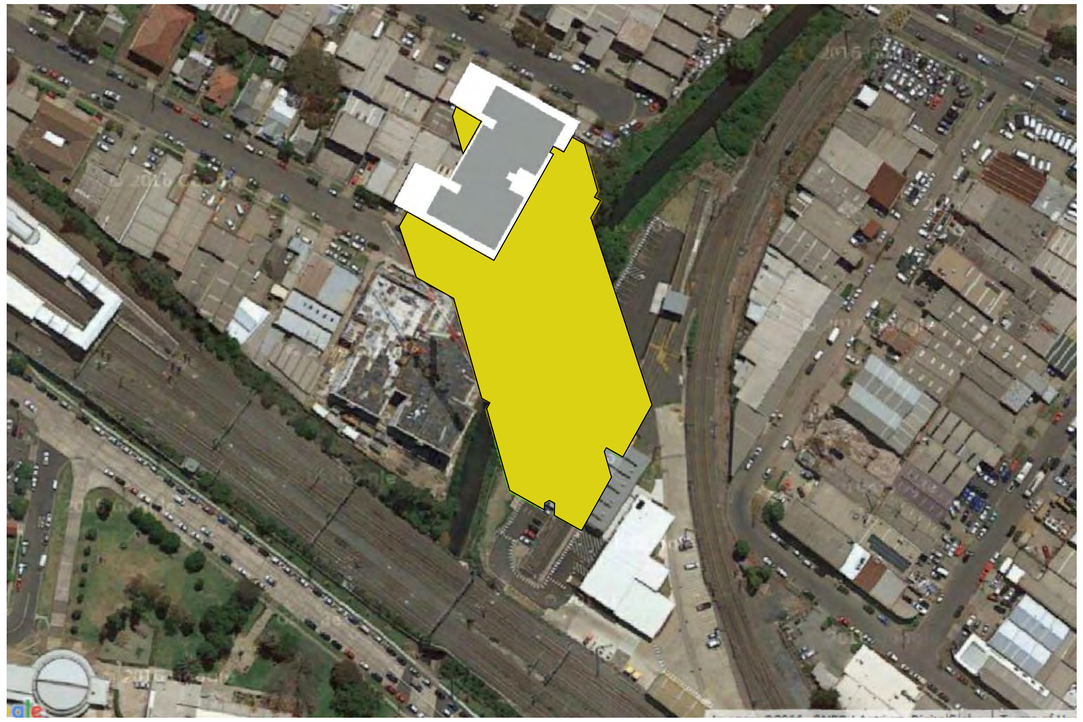

13:00 AM

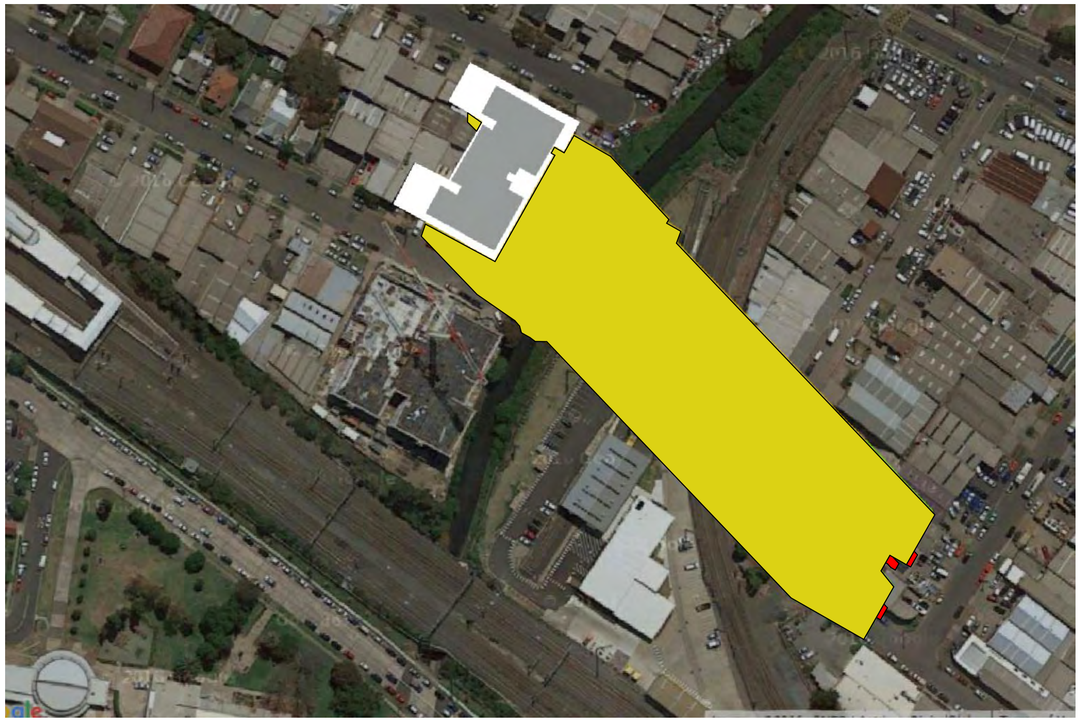

15:00 AM



14:00 AM

Original Shadow

Addition Shadow

0 1 2 5 10m

Rev	Date	Amendment	By	Rev	Date	Amendment	By
A	29/03/2021	S4.55 for Coordination					
B	27/04/2021	S4.55 for Coordination					
C	14/05/2021	S4.55 for Coordination					
D	14/05/2021	S4.55 for Coordination					
E	21/05/2021	S4.55 for Coordination	ZH				

GENERAL NOTES:

1. ALL DIMENSIONS AND SIZES ARE IN MILLIMETRES. DO NOT SCALE DRAWINGS. PREFERNCES OF DIMENSIONED MESURMENT TO BE TAKEN OVER SCALED MEASURMENTS.
2.ALL WALL THICKNESSES DIMENSIONED OR NOTED ARE NOMINAL SIZES ONLY.
3.INFORMATION INDICATED IN THIS DOCUMENT MAY BE CRUCIAL TO THE SAFE AND PROPER FUNCTIONING OF THE PROJECT. DO NOT ALTER ANY ASPECT WITHOUT REFERENCE TO THE ARCHITECT.
4.READ THIS DRAWING IN CONJUNCTION WITH RELEVANT CONSULTANT DRAWINGS AND SPECIFICATIONS.
5. INFORM THE ARCHITECT OF ANY DISCREPANCIES
6.THE WORK IS TO BE COMPLETED IN ACCORDANCE WITH THE NATIONAL CONSTRUCTION CODE OF AUSTRALIA, AUSTRALIAN STANDARDS, SAA CODES AND ALL RELEVANT CONDITIONS BY-LAW
7.THE BUILDING / MANUFACTURER SHALL CHECK AND VERIFY ALL DIMENSIONS, RL GROUNDLINES AND CONSTRUCTION METHODS PRIOR TO COMMENCEMENT OF WORK.
8.A COPY OF THIS PLAN IS TO BE SUBMITTED BY THE PROPRIETOR TO THE WATERBOARD FOR APPROVAL AS REQUIRED BY THE LOCAL COUNCIL.
9.THIS DRAWING IS PROTECTED BY COPYRIGHT. IT MAY ONLY BE USED FOR THE PURPOSE FOR WHICH IT IS ISSUED

Structural Engineer: Webber Design

Hydraulic Services: TEF Consulting

Principal Certifying Authoriy: Sure Scope Building Certifiers

Mechanical Services: Cardno

Fire Services: #Fire Engineer

Landscape Architect: Site Image

Electrical Services: Woolacotts

BCA and Access Consultant: #BCA & Access Consultant

Acoustic Engineer: Simplex Engineering

S4.55 for Coordination

Project: Residential Development

Client: Ellipse Property

Address: 2-6 Cowper St & 5 East St Granville Sydney NSW 2142 Australia

Project No: Pn_0768

Checked: PD

Drawn: ZH

Scale@A1: 1:1

Date: 21/05/2021

Drawing Title: Sun Studies Shadow Diagram 21 JUNE 13AM-15AM

Revision: E

Drawing No: A601

ARCHITECTURE DESIGN STUDIO (NSW) PTY LTD
11 Egerton Street, Silverwater, NSW 2128
P: 02 9648 6663 I F: 02 9648 6664
info@ad-s.com.au I www.ad-s.com.au
ABN: 90 616 216 196
NSW Nominated Architect Pavlo Doroch 9170

LEVEL 00
482 sqm

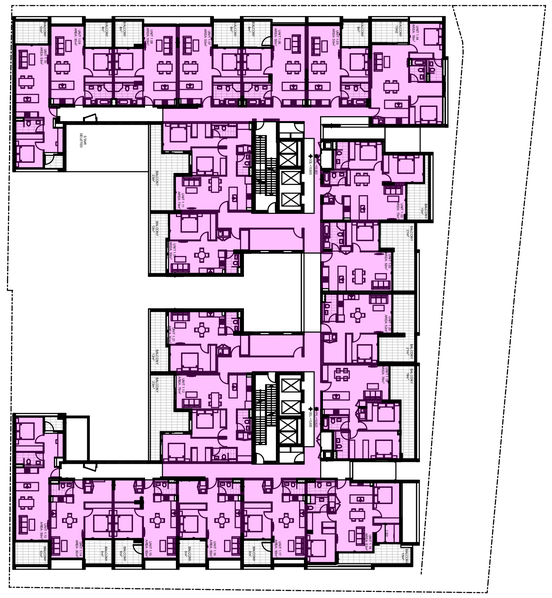

LEVEL 1-4
1,402 sqm x 4

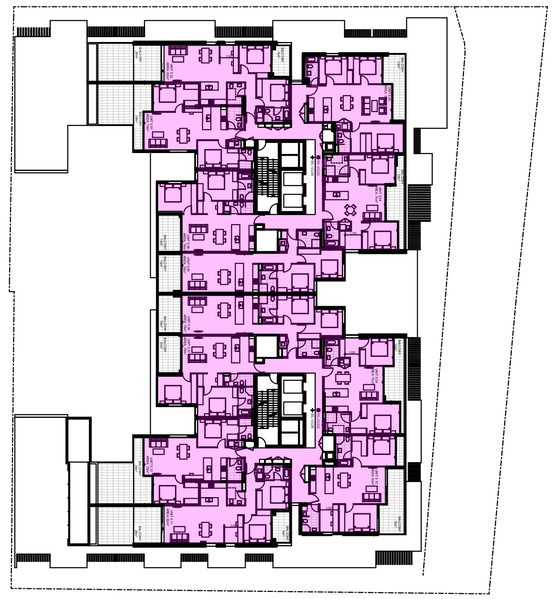

LEVEL 5-19
1,030 sqm x 15

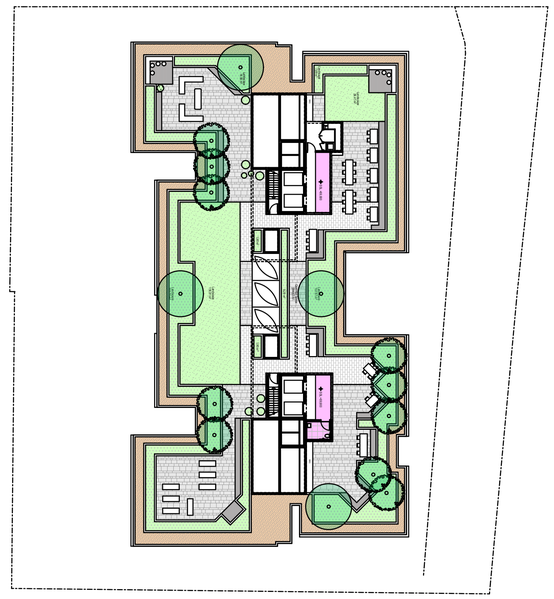

LEVEL 20
25sqm

Area Schedule - GFA	
Zone Type	Area
Ground Floor	482 sqm
Level 01	1,402 sqm
Level 02	1,402 sqm
Level 03	1,402 sqm
Level 04	1,402 sqm
Level 05	1,030 sqm
Level 06	1,030 sqm
Level 07	1,030 sqm
Level 08	1,030 sqm
Level 09	1,030 sqm
Level 10	1,030 sqm

Area Schedule - GFA	
Zone Type	Area
Level 11	1,030 sqm
Level 12	1,030 sqm
Level 13	1,030 sqm
Level 14	1,030 sqm
Level 15	1,030 sqm
Level 16	1,030 sqm
Level 17	1,030 sqm
Level 18	1,030 sqm
Level 19	1,030 sqm
Roof	25 sqm
	21,565m²

SITE AREA:3,511 SQM

PROPOSED GFA: 21,565 SQM

Rev	Date	Amendment	By
A	29/03/2021	S4.55 for Coordination	
B	27/04/2021	S4.55 for Coordination	
C	27/04/2021	S4.55 for Coordination	
D	14/05/2021	S4.55 for Coordination	
E	14/05/2021	S4.55 for Coordination	
F	21/05/2021	S4.55 for Coordination	GL

Rev	Date	Amendment	By

GENERAL NOTES:

1. ALL DIMENSIONS AND SIZES ARE IN MILLIMETRES. DO NOT SCALE DRAWINGS. PREFERNCES OF DIMENSIONED MESURMENT TO BE TAKEN OVER SCALED MEASURMENTS.
2. ALL WALL THICKNESSES DIMENSIONED OR NOTED ARE NOMINAL SIZES ONLY.
3. INFORMATION INDICATED IN THIS DOCUMENT MAY BE CRUCIAL TO THE SAFE AND PROPER FUNCTIONING OF THE PROJECT. DO NOT ALTER ANY ASPECT WITHOUT REFERENCE TO THE ARCHITECT.
4. READ THIS DRAWING IN CONJUNCTION WITH RELEVANT CONSULTANT DRAWINGS AND SPECIFICATIONS.
5. INFORM THE ARCHITECT OF ANY DISCREPANCIES.
6. THE WORK IS TO BE COMPLETED IN ACCORDANCE WITH THE NATIONAL CONSTRUCTION CODE OF AUSTRALIA, AUSTRALIAN STANDARDS, SAA CODES AND ALL RELEVANT CONDITIONS BY-LAW.
7. THE BUILDING / MANUFACTURER SHALL CHECK AND VERIFY ALL DIMENSIONS, RL GROUNDLINES AND CONSTRUCTION METHODS PRIOR TO COMMENCEMENT OF WORK.
8. A COPY OF THIS PLAN IS TO BE SUBMITTED BY THE PROPRIETOR TO THE WATERBOARD FOR APPROVAL AS REQUIRED BY THE LOCAL COUNCIL.
9. THIS DRAWING IS PROTECTED BY COPYRIGHT. IT MAY ONLY BE USED FOR THE PURPOSE FOR WHICH IT IS ISSUED

Structural Engineer: Webber Design
Mechanical Services: Cardno
Electrical Services: Woolacotts
Hydraulic Services: TEF Consulting
Fire Services: #Fire Engineer
BCA and Access Consultant: #BCA & Access Consultant
Principal Certifying Authoriy: Sure Scope Building Certifiers
Landscape Architect: Site Image
Acoustic Engineer: Simplex Engineering

S4.55 for Coordination

Project: Residential Development
Client: Ellipse Property
Address: 2-6 Cowper St & 5 East St Granville Sydney NSW 2142 Australia

Project No: Pn_0768
Checked: PD
Drawn: GL
Scale@A1: 1:333.33
Date: 21/05/2021

Drawing Title: Calculations GFA Calculations
Revision: F
Drawing No: A700

ARCHITECTURE DESIGN STUDIO (NSW) PTY LTD
11 Egerton Street, Silverwater, NSW 2128
P: 02 9648 6663 I F: 02 9648 6664
info@ad-s.com.au I www.ad-s.com.au
ABN: 90 616 216 196
NSW Nominated Architect Pavlo Doroch 9170

GENERAL NOTES:

1. ALL DIMENSIONS AND SIZES ARE IN MILLIMETRES. DO NOT SCALE DRAWINGS. PREFERNCES OF DIMENSIONED MESURMENT TO BE TAKEN OVER SCALED MEASURMENTS.
2. ALL WALL THICKNESSES DIMENSIONED OR NOTED ARE NOMINAL SIZES ONLY.
3. INFORMATION INDICATED IN THIS DOCUMENT MAY BE CRUCIAL TO THE SAFE AND PROPER FUNCTIONING OF THE PROJECT. DO NOT ALTER ANY ASPECT WITHOUT REFERENCE TO THE ARCHITECT.
4. READ THIS DRAWING IN CONJUNCTION WITH RELEVANT CONSULTANT DRAWINGS AND SPECIFICATIONS.
5. INFORM THE ARCHITECT OF ANY DISCREPANCIES
6. THE WORK IS TO BE COMPLETED IN ACCORDANCE WITH THE NATIONAL CONSTRUCTION CODE OF AUSTRALIA, AUSTRALIAN STANDARDS, SAA CODES AND ALL RELEVANT CONDITIONS BY-LAW.
7. THE BUILDING / MANUFACTURER SHALL CHECK AND VERIFY ALL DIMENSIONS, RL GROUNDLINES AND CONSTRUCTION METHODS PRIOR TO COMMENCEMENT OF WORK.
8. A COPY OF THIS PLAN IS TO BE SUBMITTED BY THE PROPRIETOR TO THE WATERBOARD FOR APPROVAL AS REQUIRED BY THE LOCAL COUNCIL.
9. THIS DRAWING IS PROTECTED BY COPYRIGHT. IT MAY ONLY BE USED FOR THE PURPOSE FOR WHICH IT IS ISSUED

Deep Soil Area = 250 m^2 = 7.1%

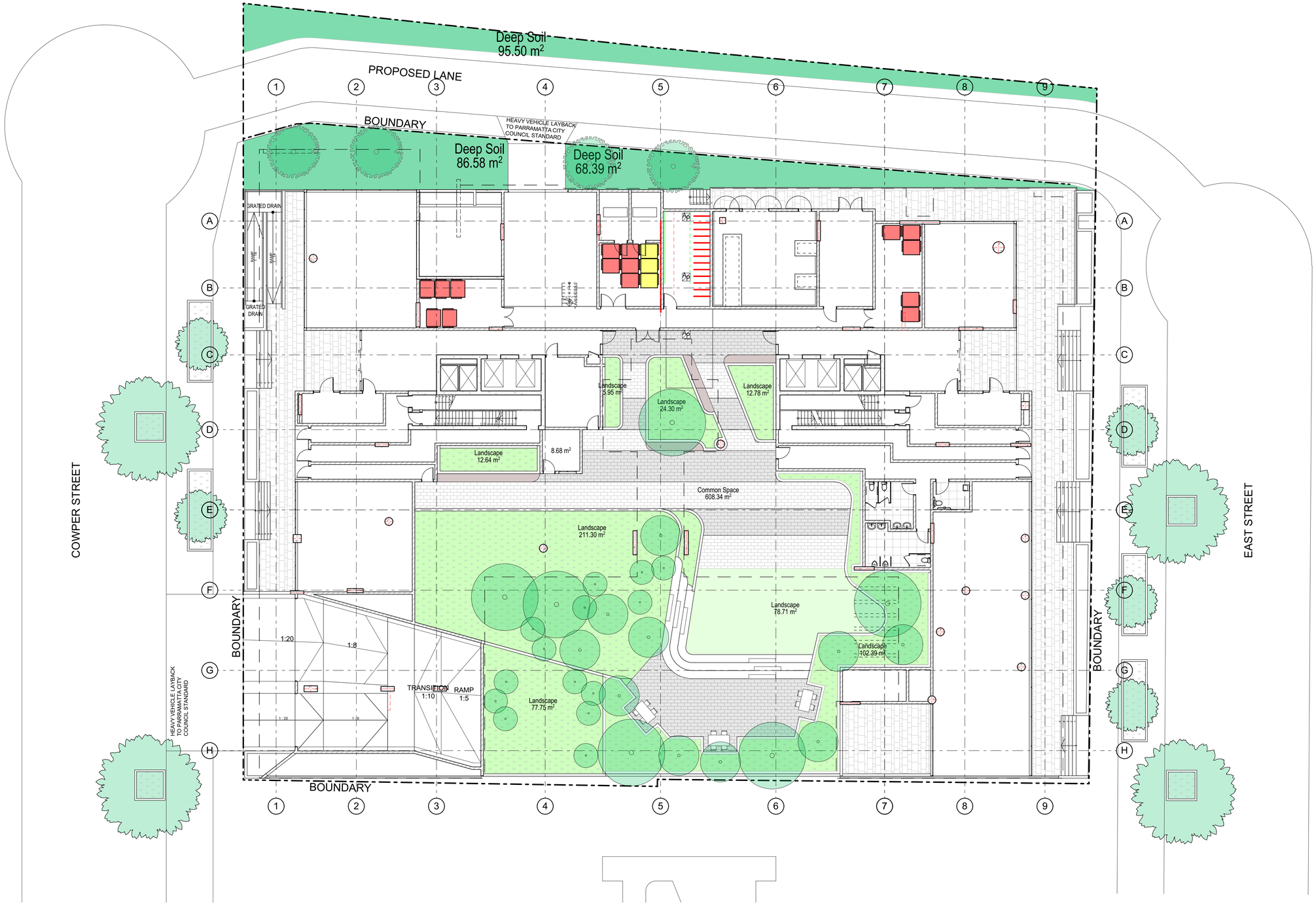

01 Deep Soil Calculation
Scale @ A1 = 1:150

Structural Engineer: Webber Design
Traffic Engineer: TEF Consulting
Principal Certifying Authoriy: Sure Scope Building Certifiers
Services: Cardno
Fire Engineer: #Fire Engineer
Landscape Architect: Site Image
Civil Engineer: Woolacotts
BCA Consultant: #BCA & Access Consultant
L3 Design: Simplex Engineering

Rev	Date	Amendment	By
A	21/05/2021	S4.55 for Coordination	GL

Project:
Residential Development

Address:
2-6 Cowper St & 5 East St Granville Sydney NSW 2142 Australia

Client:
Ellipse Property

0 1 2 5 10m

Status:
S4.55 for Coordination

Drawing Title: Calculations
Deep Soil Calculation

Project No:	Drawing No:	Revision:
Pn_0768	A701	A

Date:	Checked:	Drawn:	Scale@A1:
21/05/2021	PD	GL	1:150

ARCHITECTS

ARCHITECTURE DESIGN STUDIO (NSW) PTY LTD
11 Egerton Street, Silverwater, NSW 2128
P: 02 9648 6663 I F: 02 9648 6664
info@ad-s.com.au I www.ad-s.com.au
ABN: 90 616 216 196
NSW Nominated Architect Pavlo Doroch 9170

RESIDENTIAL DEVELOPMENT

2-6 Cowper St & 5 East St Granville, Sydney NSW 2142

Landscape S4.55

© 2021 Site Image (NSW) Pty Ltd ABN 44 801 262 380 as agent for Site Image NSW Partnership. All rights reserved. This drawing is copyright and shall not be reproduced or copied in any form or by any means (graphic, electronic or mechanical including photocopy) without the written permission of Site Image (NSW) Pty Ltd Any license, expressed or implied, to use this document for any purpose what so ever is restricted to the terms of the written agreement between Site Image (NSW) Pty Ltd and the instructing party.

The contractor shall check and verify all work on site (including work by others) before commencing the landscape installation. Any discrepancies are to be reported to the Project Manager or Landscape Architect prior to commencing work. Do not scale this drawing. Any required dimensions not shown shall be referred to the Landscape Architect for confirmation.

Issue	Revision Description	Drawn	Check	Date
D	LANDSCAPE AMENDMENTS	RH	NM	01.09.2021
C	ADDRESSING ACCESS ISSUES	CK	NM	20.08.2021
B	LANDSCAPE AMENDMENTS	SK	NM	21.05.2021
A	FOR SECTION 4.55	SK	NM	18.05.2021

Drawing Schedule

Drawing Number	Drawing Title	Scale
000	Landscape Coversheet	N/A
101	Landscape Plan - Ground Floor	1:100
102	Landscape Plan - Ground Floor Street	1:150
103	Landscape Plan - Roof	1:100
501	Landscape Details	As Shown
502	Plant Schedule and Imagery	N/A

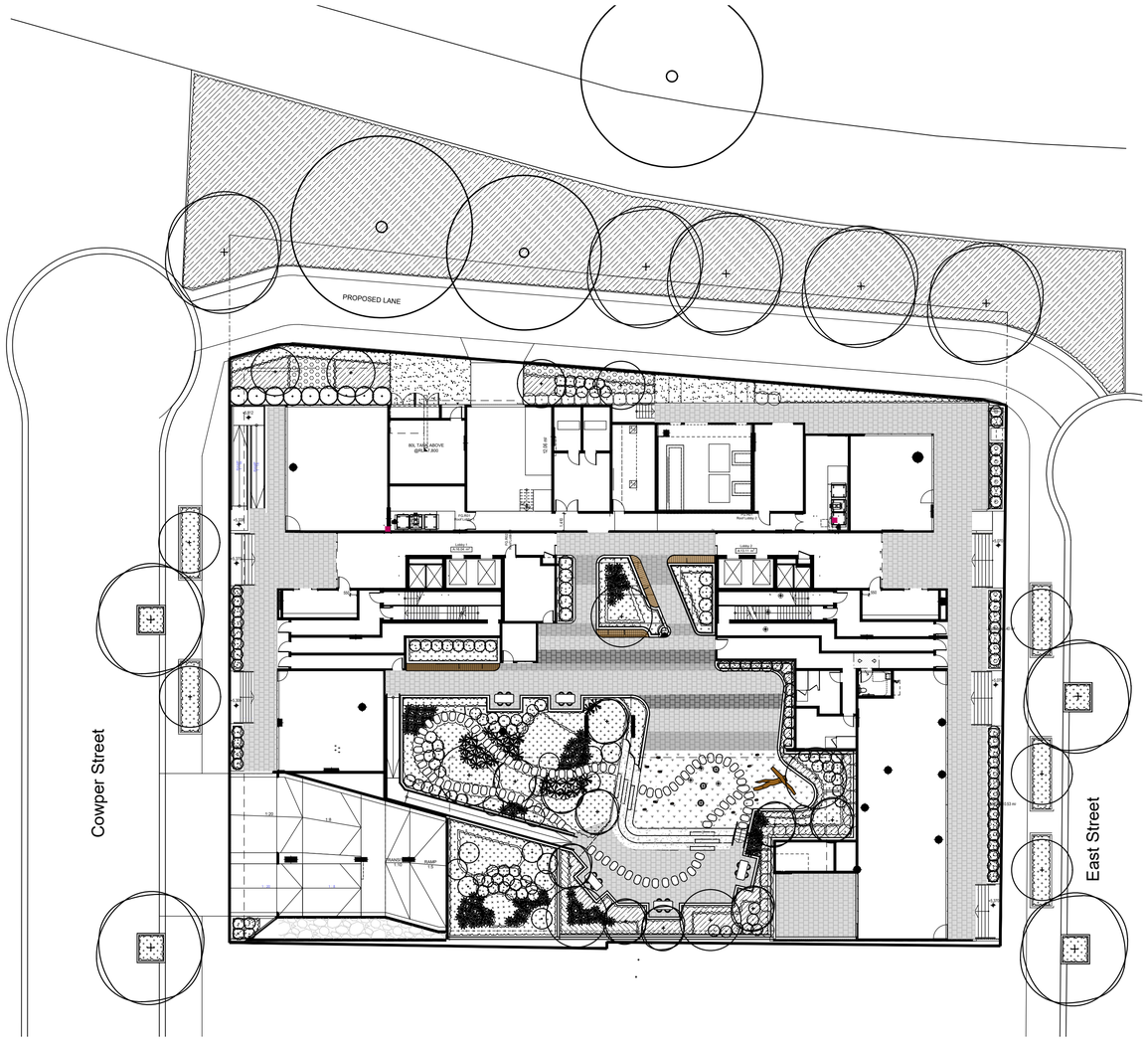

Site Plan | Scale 1:250

Client:

Ellipse Property

Project:

2-6 Cowper St & 5 East St Granville
Sydney NSW 2142

S I T E I M A G E

Level 1, 3-5 Baptist Street
Redfern NSW 2016
Australia

Tel: (61 2) 8332 5600
Fax: (61 2) 9698 2877
www.siteimage.com.au

Site Image (NSW) Pty Ltd
ABN 44 801 262 380

Landscape Architects

S4.55

Drawing Name:

Landscape Coversheet

Scale:

Job Number:	Drawing Number:	Issue:
SS21-4629	000	D

NOT FOR CONSTRUCTION

A1

NOT FOR CONSTRUCTION

A1

© 2021 Site Image (NSW) Pty Ltd ABN 44 801 262 380 as agent for Site Image NSW Partnership. All rights reserved. This drawing is copyright and shall not be reproduced or copied in any form or by any means (graphic, electronic or mechanical including photocopy) without the written permission of Site Image (NSW) Pty Ltd Any license, expressed or implied, to use this document for any purpose what so ever is restricted to the terms of the written agreement between Site Image (NSW) Pty Ltd and the instructing party.

The contractor shall check and verify all work on site (including work by others) before commencing the landscape installation. Any discrepancies are to be reported to the Project Manager or Landscape Architect prior to commencing work. Do not scale this drawing. Any required dimensions not shown shall be referred to the Landscape Architect for confirmation.

Issue	Revision Description	Drawn	Check	Date
C	ADDRESSING ACCESS ISSUES	KP	NM	18.08.2021
B	LANDSCAPE AMENDMENTS	SK	NM	21.05.2021
A	FOR SECTION 4.55	SK	NM	18.05.2021

LEGEND

- Property Boundary
- Proposed Tree
- Proposed Shrubs/ Accents
- Proposed Groundcover/ Grasses
- Turf
- Paving Type 1
- Paving Type 2
- Paving Type 3
- Concrete
- Decorative Pebbles
- Composite Timber
- Artificial Turf
- Concrete Edge
- Stepping Pavers

Client:
Ellipse Property

Project:
2-6 Cowper St & 5 East St Granville
Sydney NSW 2142

SITE IMAGE

Level 1, 3-5 Baptist Street
Redfern NSW 2016
Australia

Tel: (61 2) 8332 5600
Fax: (61 2) 9698 2877
www.siteimage.com.au

Site Image (NSW) Pty Ltd
ABN 44 801 262 380

Landscape Architects

S4.55

Drawing Name:
Landscape Plan
Ground Floor - Street

Scale: 1:150 @ A1 (0 1.5 3 4.5 6 7.5m)

Job Number: SS21-4629
Drawing Number: 102
Issue: D

© 2021 Site Image (NSW) Pty Ltd ABN 44 801 262 380 as agent for Site Image NSW Partnership. All rights reserved. This drawing is copyright and shall not be reproduced or copied in any form or by any means (graphic, electronic or mechanical including photocopy) without the written permission of Site Image (NSW) Pty Ltd Any license, expressed or implied, to use this document for any purpose what so ever is restricted to the terms of the written agreement between Site Image (NSW) Pty Ltd and the instructing party.

The contractor shall check and verify all work on site (including work by others) before commencing the landscape installation. Any discrepancies are to be reported to the Project Manager or Landscape Architect prior to commencing work. Do not scale this drawing. Any required dimensions not shown shall be referred to the Landscape Architect for confirmation.

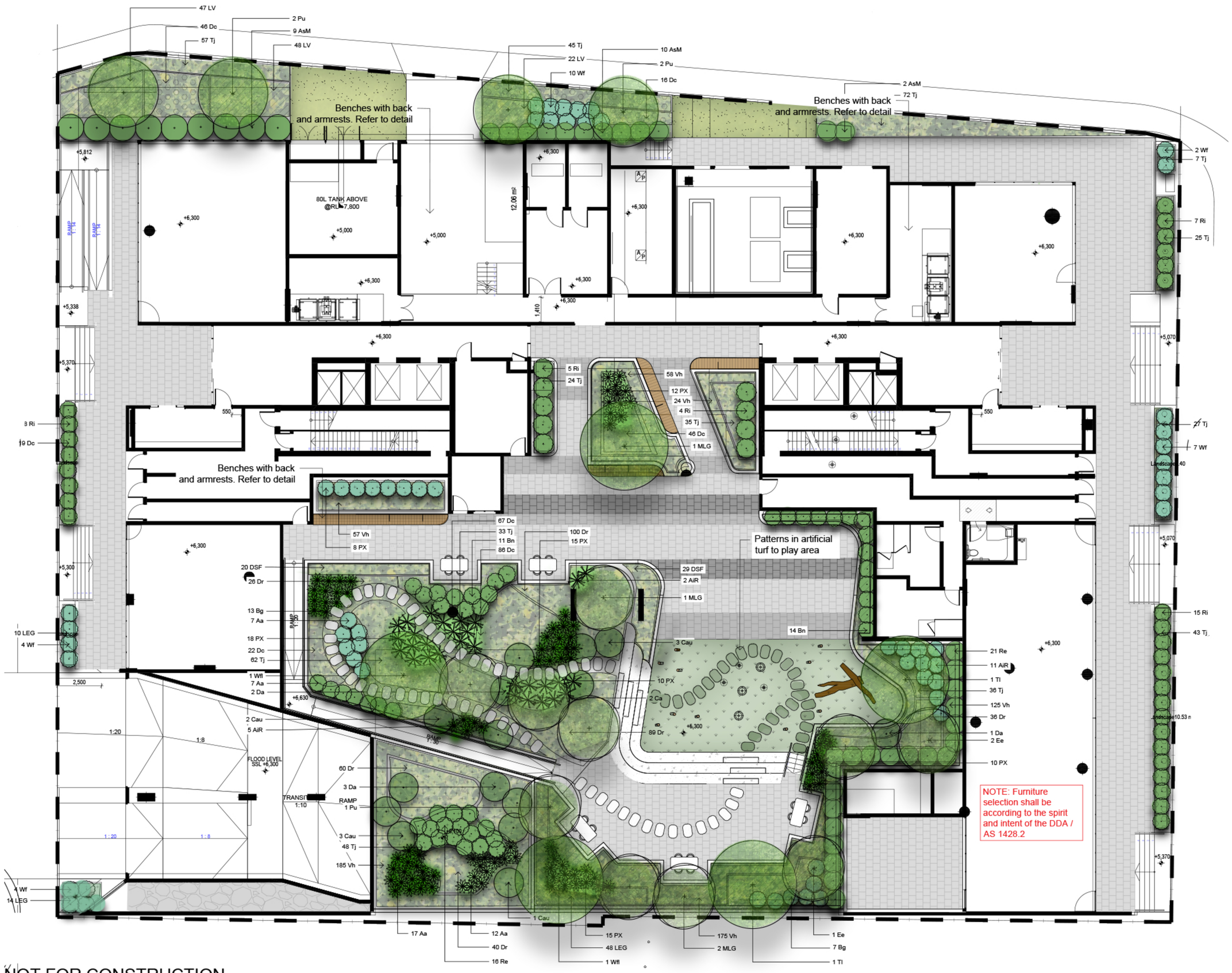

NOT FOR CONSTRUCTION

A1

Issue	Revision Description	Drawn	Check	Date
C	RESPONSE TO ACCESS ISSUES RAISED	KP	NM	18.08.2021
B	LANDSCAPE AMENDMENTS	SK	NM	21.05.2021
A	FOR SECTION 4.55	SK	NM	18.05.2021

LEGEND

- Property Boundary
- Proposed Tree
- Proposed Shrubs/ Accents
- Proposed Groundcover/ Grasses
- Turf
- Paving Type 1
- Paving Type 2
- Paving Type 3
- Concrete
- Decorative Pebbles
- Composite Timber
- Artificial Turf
- Concrete Edge
- Stepping Pavers

Client:
Ellipse Property

Project:
2-6 Cowper St & 5 East St Granville
Sydney NSW 2142

SITE IMAGE
Level 1, 3-5 Baptist Street
Redfern NSW 2016
Australia
Tel: (61 2) 8332 5600
Fax: (61 2) 9698 2877
www.siteimage.com.au
Site Image (NSW) Pty Ltd
ABN 44 801 262 380
Landscape Architects

S4.55

Drawing Name:
Landscape Plan
Ground Floor

Scale: 1:100 @ A1 (0 1 2 3 4 5m)
Job Number: SS21-4629
Drawing Number: 101
Issue: D

© 2021 Site Image (NSW) Pty Ltd ABN 44 801 262 380 as agent for Site Image NSW Partnership. All rights reserved. This drawing is copyright and shall not be reproduced or copied in any form or by any means (graphic, electronic or mechanical including photocopy) without the written permission of Site Image (NSW) Pty Ltd Any license, expressed or implied, to use this document for any purpose what so ever is restricted to the terms of the written agreement between Site Image (NSW) Pty Ltd and the instructing party.

The contractor shall check and verify all work on site (including work by others) before commencing the landscape installation. Any discrepancies are to be reported to the Project Manager or Landscape Architect prior to commencing work. Do not scale this drawing. Any required dimensions not shown shall be referred to the Landscape Architect for confirmation.

Issue	Revision Description	Drawn	Check	Date
C	ADDRESSING ACCESS ISSUES	KP	NM	18.08.2021
B	LANDSCAPE AMENDMENTS	SK	NM	21.05.2021
A	FOR SECTION 4.55	SK	NM	18.05.2021

LEGEND

- Property Boundary
- Proposed Tree
- Proposed Shrubs/ Accents
- Proposed Groundcover/ Grasses
- Turf
- Paving Type 1
- Paving Type 2
- Paving Type 3
- Concrete
- Decorative Pebbles
- Composite Timber
- Artificial Turf
- Concrete Edge
- Balustrade

Client:
Ellipse Property

Project:
2-6 Cowper St & 5 East St Granville
Sydney NSW 2142

NOTE: Furniture selection shall be according to the spirit and intent of the DDA / AS 1428.2

SITE IMAGE
Level 1, 3-5 Baptist Street
Redfern NSW 2016
Australia
Tel: (61 2) 8332 5600
Fax: (61 2) 9698 2877
www.siteimage.com.au
Site Image (NSW) Pty Ltd
ABN 44 801 262 380
Landscape Architects

S4.55

Drawing Name:
Landscape Plan
Roof

Scale: 1:100 @ A1 (0 1 2 3 4 5m)
Job Number: SS21-4629
Drawing Number: 103
Issue: D

NOT FOR CONSTRUCTION

A1

© 2021 Site Image (NSW) Pty Ltd ABN 44 801 262 380 as agent for Site Image NSW Partnership. All rights reserved. This drawing is copyright and shall not be reproduced or copied in any form or by any means (graphic, electronic or mechanical including photocopy) without the written permission of Site Image (NSW) Pty Ltd Any license, expressed or implied, to use this document for any purpose what so ever is restricted to the terms of the written agreement between Site Image (NSW) Pty Ltd and the instructing party.

The contractor shall check and verify all work on site (including work by others) before commencing the landscape installation. Any discrepancies are to be reported to the Project Manager or Landscape Architect prior to commencing work. Do not scale this drawing. Any required dimensions not shown shall be referred to the Landscape Architect for confirmation.

Issue	Revision Description	Drawn	Check	Date
D	LANDSCAPE AMENDMENTS	RH	NM	01.09.2021
C	ADDRESSING ACCESS ISSUES	CK	NM	20.08.2021
B	LANDSCAPE AMENDMENTS	SK	NM	21.05.2021
A	FOR SECTION 4.55	SK	NM	18.05.2021

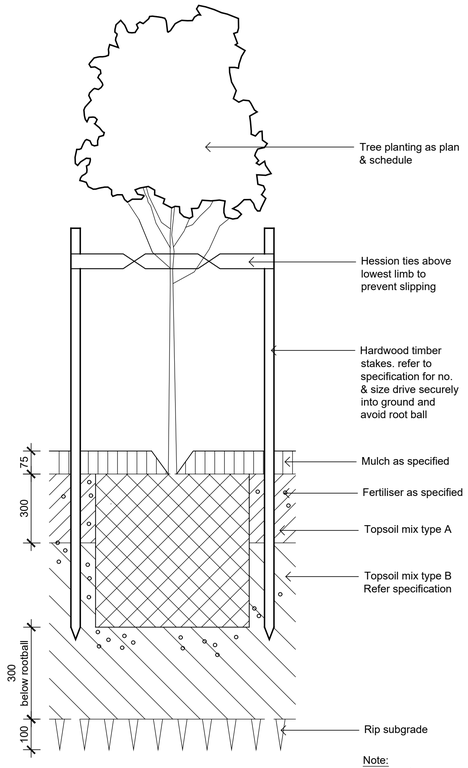

DETAIL 75-200L TREE PLANTING ON GRADE
SCALE 1:10

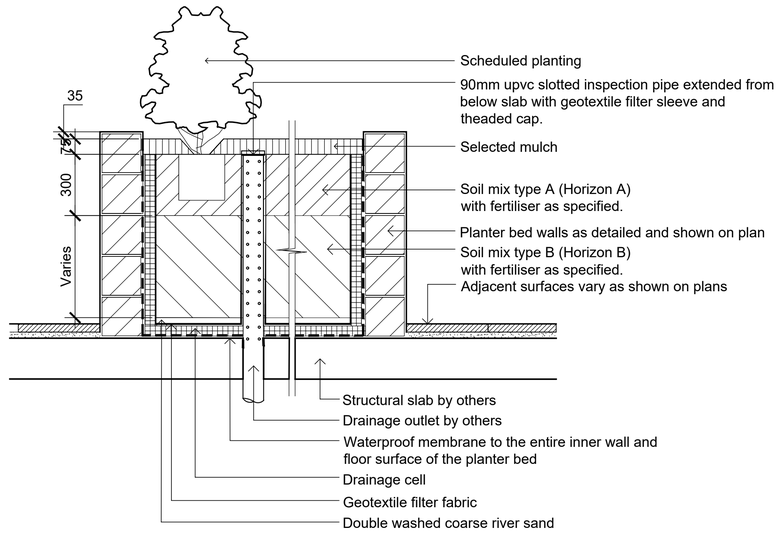

TYPICAL RAISED PLANTER ON STRUCTURE
SCALE 1:15

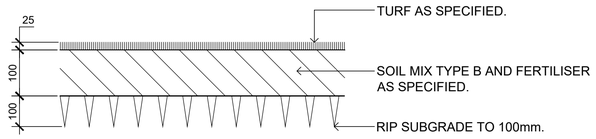

TURF ON EVEN GRADE
SCALE 1:10

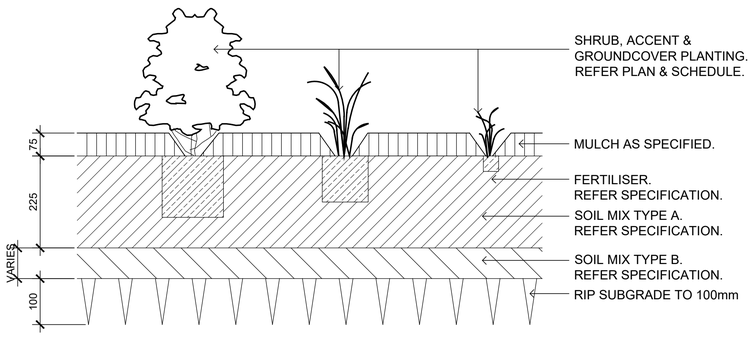

SHRUB, ACCENT & GROUNDCOVER PLANTING ON GRADE
SCALE 1:10

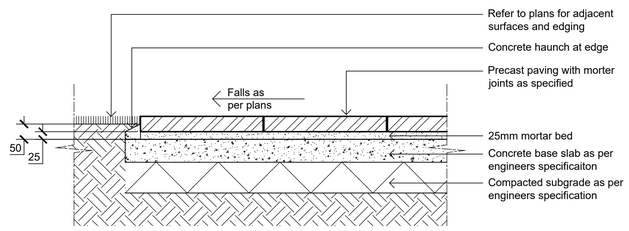

PRECAST UNIT PAVERS ON CONC. SLAB
SCALE 1:10

BENCH DETAIL ADDED WITH BACK AND ARM REST

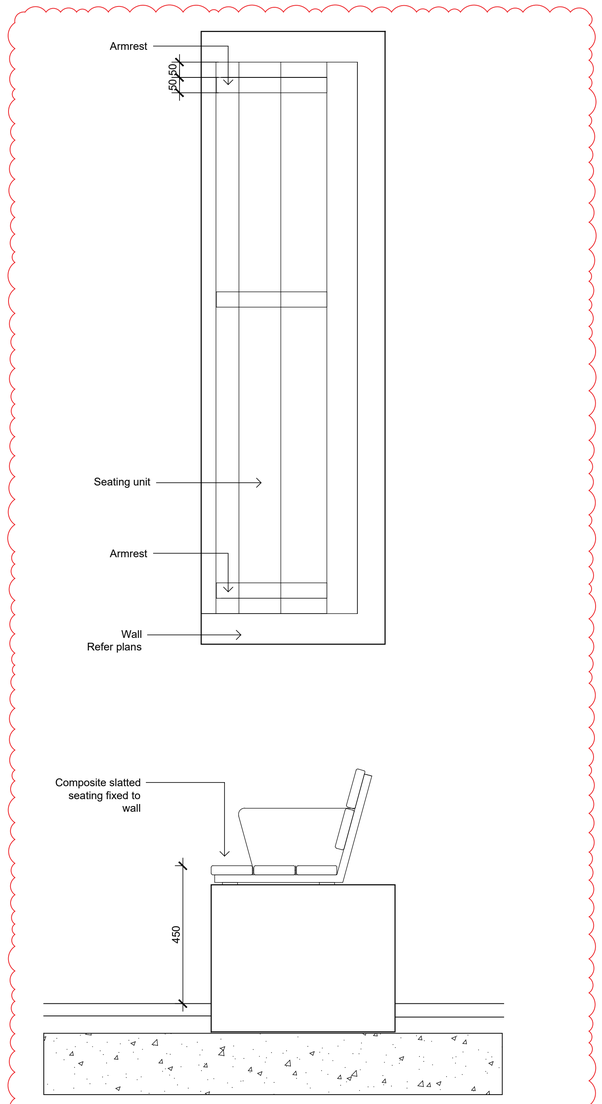

Bench Seat
1:10

Client:
Ellipse Property

Project:
2-6 Cowper St & 5 East St Granville
Sydney NSW 2142

SITE IMAGE
Level 1, 3-5 Baptist Street
Redfern NSW 2016
Australia
Tel: (61 2) 8332 5600
Fax: (61 2) 9698 2877
www.siteimage.com.au
Site Image (NSW) Pty Ltd
ABN 44 801 262 380
Landscape Architects

S4.55

Drawing Name:
Landscape Details

Scale: 1:100 @ A1
0 1 2 3 4 5m

Job Number: SS21-4629
Drawing Number: 501
Issue: D

NOT FOR CONSTRUCTION

A1

PLANT SCHEDULE

	Botanic Name	Common Name	Mature Size (m) (h x w)	Pot Size	Density	Qty
Ground Floor						
TREES						
Ca	*Cupaniopsis anacardioides*	Tuckeroo	6 x 4	100L	As Shown	2
Ee	*Elaeocarpus eumundi*	Smooth Quandong	8 x 4	200L	As Shown	3
MLG	*Magnolia* 'Little Gem'	Magnolia	8 x 4	200L	As Shown	4
Pu	*Pyrus ussuriensis*	Manchurian Pear	9 x 7	200L	As Shown	5
Tl	*Tristaniopsis laurina* 'Luscious'	Water Gum	9 x 8	100L	As Shown	2
Wfl	*Waterhousia floribunda*	Weeping Lilly Pilly	10 x 5	100L	As Shown	2
FERNS						
Cau	*Cyathea australis*	Rough Tree Fern	8 x 2	1.5m clear trunk	As Shown	9
Da	*Dicksonia antarctica*	Soft Tree Fern	4.5 x 1.5	1.2m clear trunk	As Shown	6
SHRUBS & ACCENTS						
AsM	*Acmena smithii* 'Minor'	Common Lilly Pilly	3.5 x 2.5	300mm	As Shown	21
Aa	*Asplenium australascium*	Birds Nest Fern	1 x 1.15	300mm	As Shown	43
AiR	*Alcantarea imperialis* 'Rubra'	Bromeliad	2 x 2	45L	As Shown	18
Bg	*Blechnum gibbum*	Dwarf Tree Fern	0.8 x 1.2	300mm	As Shown	20
Bn	*Blechnum nudum*	Fishbone Fern	0.8 x 0.8	300mm	As Shown	25
PX	*Philodendron* 'Xanadu'	Xanadu Philodendron	1 x 1	300mm	As Shown	88
Re	*Rhapis excelsa*	Lady Palm	2 x 1	1m Tall	As Shown	37
Ri	*Raphiolepis indica* 'Cosmic White'	Indian Hawthorn	1.5 x 1.5	300mm	As Shown	39
Wf	*Westringia fruticosa* 'Grey Box'	Grey Box	0.4 x 0.4	300mm	As Shown	27
GRASSES & GROUND COVERS						
Dc	*Dianella caerulea* 'Silver Streak'	Paroo Lily	0.5 x 0.5	150mm	5/m2	302
Dr	*Dichondra repens*	Kidney Weed	0.15 x 1	150mm	5/m2	351
DSF	*Dichondra repens* 'Silver Falls'	Silver Falls	0.15 x 1	150mm	5/m2	49
LEG	*Liriope muscari* 'Evergreen Giant'	Lily Turf	0.3 x 0.4	150mm	5/m2	72
LV	*Lomandra* 'Verday'	Mat Rush	0.7 x 1	150mm	5/m2	117
Tj	*Trachelospermum jasminoides*	Star Jasmine	0.2 x 1	150mm	5/m2	519
Vh	*Viola hederacea*	Native Violet	0.2 x 0.5	150mm	5/m2	499
Street Planting						
TREES						
Tl	*Tristaniopsis laurina* 'Luscious'	Water Gum	9 x 8	200L	As Shown	5
EM	*Eucalyptus moluccana*	Grey Box	20x10	75L	As Shown	5
UP	*Ulmus parvifolia*	Chinese Elm	10x5	75L	As Shown	4
DUCK CREEK RIPARIAN PLANTING (727 m/2)						
BR	*Baumea rubiginosa*	Soft Twig rush	0.7 x 0.7	150mm	1/m2	365
CAP	*Carex appressa*	Swamp sedge	1 x 1	150mm	1/m2	486
INO	*Isolepis nodosa*	Knobby Club Rush	1 x 1	150mm	1/m2	304
JUS	*Juncus usitatus*	Common Rush	0.8 x 0.5	150mm	1/m2	304
Ll	*Lomandra longifolia*	Mat Rush	0.6 x 0.6	150mm	1/m2	304
PLA	*Poa labillardieri* 'Eskdale'	Eskdale	1 x 1	150mm	1/m2	456
GRASSES & GROUND COVERS						
Dc	*Dianella caerulea* 'Silver Streak'	Paroo Lily	0.5 x 0.5	150mm	5/m2	122
LV	*Lomandra* 'Verday'	Mat Rush	0.7 x 1	150mm	5/m2	166
Roof						
TREES						
Li	*Lagerstroemia indica* 'Natchez'	Crepe Myrtle	6 x 4	200L	As Shown	5
MLG	*Magnolia* 'Little Gem'	Magnolia	8 x 4	200L	As Shown	4
Pr	*Plumeria rubra*	Frangipani	6 x 3	3m Tall	As Shown	4
SHRUBS & ACCENTS						
AB	*Agave* 'Blue Glow'	Agave Blue Glow	0.7 x 0.7	300mm	As Shown	46
CBB	*Crassula* 'Blue Bird'	Bluebird	1 x 1	300mm	As Shown	35
Cc	*Callistemon citrinus*	Crimson Bottlebrush	4 x 2	75L	As Shown	32
Cr	*Cycas revoluta*	Cycad	1 x 1	300mm	As Shown	4
De	*Doryanthes excelsa*	Gymea Lily	2 x 2	300mm	As Shown	32
PMM	*Pittospormum* 'Miss Muffet'	Miss Muffet	1 x 1.5	300mm	As Shown	54
Ri	*Raphiolepis indica* 'Cosmic White	Indian Hawthorn	1.5 x 1.5	300mm	As Shown	19
Wf	*Westringia fruticosa* 'Grey Box'	Grey Box	0.4 x 0.4	300mm	As Shown	26
GRASSES & GROUND COVERS						
Cg	*Carpobrotus glaucescens*	Pig Face	0.1 x 1	150mm	5/m2	26
DSF	*Dichondra repens* 'Silver Falls'	Silver Falls	0.15 x 1	150mm	5/m2	454
LEG	*Liriope muscari* 'Evergreen Giant'	Lily Turf	0.3 x 0.4	150mm	5/m2	58
LV	*Lomandra* 'Verday'	Mat Rush	0.7 x 1	150mm	5/m2	116
Tj	*Trachelospermum jasminoides*	Star Jasmine	0.2 x 1	150mm	5/m2	285










© 2021 Site Image (NSW) Pty Ltd ABN 44 801 262 380 as agent for Site Image NSW Partnership. All rights reserved. This drawing is copyright and shall not be reproduced or copied in any form or by any means (graphic, electronic or mechanical including photocopy) without the written permission of Site Image (NSW) Pty Ltd Any license, expressed or implied, to use this document for any purpose what so ever is restricted to the terms of the written agreement between Site Image (NSW) Pty Ltd and the instructing party.

The contractor shall check and verify all work on site (including work by others) before commencing the landscape installation. Any discrepancies are to be reported to the Project Manager or Landscape Architect prior to commencing work. Do not scale this drawing. Any required dimensions not shown shall be referred to the Landscape Architect for confirmation.

Issue	Revision Description	Drawn	Check	Date
D	LANDSCAPE AMENDMENTS	RH	NM	01.09.2021
C	ADDRESSING ACCESS ISSUES	CK	NM	20.08.2021
B	LANDSCAPE AMENDMENTS	SK	NM	21.05.2021
A	FOR SECTION 4.55	SK	NM	18.05.2021

Client:
Ellipse Property

Project:
2-6 Cowper St & 5 East St Granville
Sydney NSW 2142

S I T E I M A G E
Level 1, 3-5 Baptist Street
Redfern NSW 2016
Australia

Tel: (61 2) 8332 5600
Fax: (61 2) 9698 2877
www.siteimage.com.au

Site Image (NSW) Pty Ltd
ABN 44 801 262 380

Landscape Architects

S4.55

Drawing Name:
Plant Schedule and Imagery

Scale: 1:100 @ A1
0 1 2 3 4 5m

Job Number: SS21-4629
Drawing Number: 502
Issue: D

NOT FOR CONSTRUCTION

A1

Cardno (NSW/ACT) Pty Ltd | ABN 95 001 145 035
Level 9, The Forum, 203 Pacific Highway
St. Leonards, NSW 2065
Tel: 02 9496 7700 Fax: 02 9439 5170
Web: www.cardno.com.au

ELLIPSE PROPERTY

RESIDENTIAL DEVELOPMENT
2-6 COWPER STREET AND EAST STREET
GRANVILLE NSW 2142

COVER SHEET, LOCALITY PLAN AND SCHEDULE OF DRAWINGS

INDICATIVE AREA OF WORKS

LOCALITY PLAN
NOT TO SCALE

SCHEDULE OF DRAWINGS	
DRAWING No.	DESCRIPTION
	GENERAL
80821209-CI-0001	COVER SHEET, LOCALITY PLAN AND SCHEDULE OF DRAWINGS
80821209-CI-0002	CIVIL CONSTRUCTION NOTES
	PLANS AND SCHEDULES
80821209-CI-1101	PROPOSED DRAINAGE STORMWATER PLAN - BASEMENT LEVEL 4
80821209-CI-1102	PROPOSED DRAINAGE STORMWATER PLAN - BASEMENT LEVEL 3
80821209-CI-1103	PROPOSED DRAINAGE STORMWATER PLAN - BASEMENT LEVEL 2
80821209-CI-1104	PROPOSED DRAINAGE STORMWATER PLAN - BASEMENT LEVEL 1
80821209-CI-1105	PROPOSED DRAINAGE STORMWATER PLAN - GROUND LEVEL
80821209-CI-1106	PROPOSED DRAINAGE STORMWATER PLAN - LEVEL 1
80821209-CI-1107	PROPOSED DRAINAGE STORMWATER PLAN - LEVEL 2
80821209-CI-1108	PROPOSED DRAINAGE STORMWATER PLAN - LEVEL 3
80821209-CI-1109	PROPOSED DRAINAGE STORMWATER PLAN - LEVEL 4
80821209-CI-1110	PROPOSED DRAINAGE STORMWATER PLAN - LEVEL 5
80821209-CI-1111	PROPOSED DRAINAGE STORMWATER PLAN - LEVEL 6
80821209-CI-1112	PROPOSED DRAINAGE STORMWATER PLAN - LEVEL 7
80821209-CI-1113	PROPOSED DRAINAGE STORMWATER PLAN - LEVEL 8
80821209-CI-1114	PROPOSED DRAINAGE STORMWATER PLAN - LEVEL 9
80821209-CI-1115	PROPOSED DRAINAGE STORMWATER PLAN - LEVEL 10
80821209-CI-1116	PROPOSED DRAINAGE STORMWATER PLAN - LEVEL 11
80821209-CI-1117	PROPOSED DRAINAGE STORMWATER PLAN - LEVEL 12
80821209-CI-1118	PROPOSED DRAINAGE STORMWATER PLAN - LEVEL 13
80821209-CI-1119	PROPOSED DRAINAGE STORMWATER PLAN - LEVEL 14
80821209-CI-1120	PROPOSED DRAINAGE STORMWATER PLAN - LEVEL 15
80821209-CI-1121	PROPOSED DRAINAGE STORMWATER PLAN - LEVEL 16
80821209-CI-1122	PROPOSED DRAINAGE STORMWATER PLAN - LEVEL 17
80821209-CI-1123	PROPOSED DRAINAGE STORMWATER PLAN - LEVEL 18
80821209-CI-1124	PROPOSED DRAINAGE STORMWATER PLAN - LEVEL 19
80821209-CI-1125	PROPOSED DRAINAGE STORMWATER PLAN - TERRACE LEVEL
80821209-CI-1201	SEDIMENTATION AND EROSION CONTROL PLAN
	DETAILS
80821209-CI-2101	STORMWATER DRAINAGE STANDARD DETAILS SHEET 1
80821209-CI-2102	SEDIMENTATION AND EROSION DETAILS

Rev.	Date	Description	Des.	Verif.	Appd.
3	06/05/2021	SECTION 4.55 FOR COORDINATION	GM	KP	CF
2	09/04/2021	SECTION 4.55 SUBMISSION	GM	KP	CF
1	25/02/2021	PRELIMINARY ISSUE	BZL	C.F.	CF

© Cardno Limited All Rights Reserved.
This document is produced by Cardno Limited solely for the benefit of and use by the client in accordance with the terms of the retainer. Cardno Limited does not and shall not assume any responsibility or liability whatsoever to any third party arising out of any use or reliance by third party on the content of this document.

Drawn BZL	Date FEB'2021	
Checked BZL	Date FEB'2021	
Designed BZL	Date FEB'2021	
Verified C.F.	Date FEB'2021	
Approved		

Status: PRELIMINARY
NOT TO BE USED FOR CONSTRUCTION PURPOSES

Datum	Scale	Size
AHD		A1

Drawing Number	Revision
80821209-CI-0001	3

DATE PLOTTED: 6 May 2021 5:24 PM BY : GORAN MILENKOVIC
XREF's:
CAD File: N:\Projects\808\FY21\209_Cowper & East St Granville\012_CIVIL\Drawings\Build\80821209-CI-0001.dwg

DATE PLOTTED: 6 May 2021 5:24 PM BY : GORAN MILENKOVIC

GENERAL NOTES

G1. THESE DRAWINGS SHALL BE READ IN CONJUNCTION WITH ALL ARCHITECTURAL AND OTHER CONSULTANTS DRAWINGS AND SPECIFICATIONS AND WITH SUCH OTHER WRITTEN INSTRUCTIONS THAT MAY BE ISSUED DURING THE COURSE OF THE CONTRACT. ANY DISCREPANCIES IN THESE DOCUMENTS SHALL BE REFERRED TO THE SUPERINTENDENT FOR A DECISION BEFORE PROCEEDING WITH THE WORK.

G2. THE CONTRACTOR SHALL CHECK AND BE RESPONSIBLE FOR THE CORRECTNESS OF ALL DIMENSIONS AND ANY DISCREPANCY SHALL BE REPORTED IMMEDIATELY TO THE SUPERINTENDENT. DIMENSIONS SHALL NOT BE OBTAINED BY SCALING FROM THE DRAWINGS.

G3. STABILITY OF THE BUILDING DURING CONSTRUCTION AND EXCAVATION IN THE VICINITY OF ADJACENT BUILDINGS SHALL BE THE RESPONSIBILITY OF THE CONTRACTOR. NO PART OF THE STRUCTURE SHALL BE OVER STRESSED. APPROVAL OF ALL PROPOSALS MUST BE GRANTED BY THE ARCHITECT PRIOR TO THE COMMENCEMENT OF WORK.

G4. THE CONTRACTOR SHALL NOTIFY THE ENGINEER FORTY EIGHT (48) HOURS BEFORE THE REINFORCEMENT IS COMPLETED. THE CONTRACTOR SHALL ALLOW TWO (2) HOURS AFTER THE COMPLETION OF THE REINFORCEMENT FOR THE ENGINEER'S INSPECTION. CONCRETE SHALL NOT BE ORDERED UNTIL THE REINFORCEMENT IS APPROVED BY THE ENGINEER.

G5. ALL WORKMANSHIP AND MATERIALS SHALL BE IN ACCORDANCE WITH THE REQUIREMENTS OF THE CURRENT SAA CODES, THE BY-LAWS AND ORDINANCES OF THE RELEVANT BUILDING AUTHORITY AND THE SPECIFICATION.

G6. NO CHANGES SHALL BE MADE WITHOUT THE WRITTEN CONSENT OF THE ENGINEER.

G7. U.N.O. DENOTES UNLESS NOTED OTHERWISE ON THE DRAWINGS.

G8. ALL PROPRIETARY PRODUCTS AND APPROVED EQUIVALENTS NOTED ON THE DRAWINGS SHALL BE SUPPLIED AND INSTALLED IN STRICT ACCORDANCE WITH THE MANUFACTURER'S SPECIFICATIONS.

SITE PREPARATION

ROAD WORKS

SP1. REMOVE TOP SOIL, ROOT AFFECTED SOIL, FILL AND OTHER DELETERIOUS MATERIAL TO EXPOSE NATURAL SUBGRADE.

SP2. THE EXPOSED SUBGRADE SHOULD THEN BE PROOF ROLLED WITH AT LEAST EIGHT (8) PASSES OF A 10 TONNE MIN. DEAD WEIGHT ROLLER. ANY SOFT OR HEAVING AREAS SHOULD BE REMOVED TO A MAXIMUM DEPTH OF 300mm AND REPLACED WITH CLEAN WELL GRADED MATERIAL SUCH AS RIPPED OR CRUSHED SANDSTONE COMPACTED TO AT LEAST 100% OF STANDARD MAXIMUM DRY DENSITY (SMDD) AT ±2% OPTIMUM MOISTURE CONTENT IN ACCORDANCE WITH AS1289.

SP3. COMPACTED FILL SHOULD BE PLACED IN LAYERS NOT EXCEEDING 150mm THICK AND COMPACTED TO AT LEAST 100% SMDD. FILL SHALL CONSIST OF CLEAN WELL GRADED MATERIAL SUCH AS RIPPED OR CRUSHED SANDSTONE WITH A MIN. CBR OF 15%.

SP4. DENSITY TESTING SHALL BE CARRIED OUT TO LEVEL 2 CERTIFICATION IN ACCORDANCE WITH AS3798.

SP5. SUB-BASE COURSE - TO BE DGS20 OR DGS40 OR RIPPED OR CRUSHED SANDSTONE WITH A CBR GREATER THAN 40%, MAXIMUM PARTICLE SIZE OF 60mm, WELL GRADED WITH A PLASTIC INDEX LESS THAN 10. COMPACT TO AN AVERAGE OF NOT LESS THAN 100% SMDD WITH A MINIMUM VALUE OF 98% SMDD.

SP6. ALL KERBS TO BE FORMED BY KERB MACHINE AND NOT BY HAND.

EXTERNAL FOOTPATHS/PAVEMENTS

SP7. REMOVE TOP SOIL, ROOT AFFECTED SOIL, FILL AND OTHER DELETERIOUS MATERIAL TO EXPOSE NATURAL SUBGRADE.

SP8. THE EXPOSED SUBGRADE SHOULD BE PROOF ROLLED. ANY SOFT OR HEAVING AREAS SHOULD BE REPLACED WITH CLEAN WELL GRADED MATERIAL. FILL IF REQUIRED, SHOULD BE CLEAN AND WELL GRADED. COMPACT TO 100% SMDD.

STORMWATER CONSTRUCTION NOTES

SW1. ESTABLISH EXACT LOCATION AND INVERT OF EXISTING SERVICES PRIOR TO COMMENCING WORKS.

SW2. ALLOW TO PAY ALL LOCAL AUTHORITY FEES AS REQUIRED FOR PERIODIC INSPECTIONS/APPROVALS.

SW3. ALL WORK TO BE IN ACCORDANCE WITH THE LOCAL COUNCIL STORMWATER POLICY.

SW4. MINOR FLOW ARI = 20 YEARS
MAJOR FLOW ARI = 100 YEARS

PIPEWORK

SW5. ALL WORKS TO COMPLY TO AS3500

SW6. ALL NEW PIPES 300 DIA. & LARGER SHALL BE REINFORCED CONCRETE CLASS 2 WITH RUBBER RING JOINTS. WHERE ANGLED THE MINIMUM RADIUS SHALL BE 152m. 150/225mm DIA. STORMWATER PIPES SHALL BE SEWER CLASS UPVC. MINIMUM PIPE SIZE FOR AN UNDERGROUND PIPE TO BE 150mm. MINIMUM PIPE GRADIENTS 1% U.N.O.

SW7. ALL DRAINAGE TRENCHES SHALL BE IN SOUND EXCAVATED MATERIAL. IF SOFT SPOTS EXIST, REMOVE AND BACKFILL WITH COMPACTED ROAD BASE (DGS40) WITH A MINIMUM CBR OF 25 COMPACT TO 98% STANDARD MAXIMUM DRY DENSITY TO AS 1289 E1.1.

SW8. ALL PIPES SHALL BE BEDDED ON 100mm SAND BED AND BACKFILLED WITH SAND TO 150mm ABOVE BARREL OF PIPE. THE REMAINDER OF THE TRENCH WILL BE BACKFILLED IN 150mm COMPACTED LAYERS IN GRANULAR FILL NON DISPERSIVE (EMERSON CLASS 5 OR 6) MATERIAL - NO TOP SOIL, GRASS, ROOTS, OR DELETERIOUS MATERIAL. COMPACT TO 98% STANDARD MAXIMUM DRY DENSITY AT ±2% OMC.

SW9. PROVIDE A 100mm DIA. UPVC. SLOTTED DRAINAGE PIPE 3000 LONG WRAPPED IN FILTER FABRIC SOCK IN ALL TRENCHES ADJACENT TO INLET PIPES TO PITS & CONNECTED TO PIT.

SW10. OTHER SUB SOIL DRAINAGE PIPES SHALL BE 100mm DIA. UPVC SLOTTED BEDDED AND BACKFILLED WITH 20mm GAUGE BLUE METAL. CLEAN OUTS SHALL BE EXTENDED TO THE SURFACE AND PROVIDED WITH A SCREWED COVER PLATE FLUSH WITH THE FINISHED SURFACE LEVEL.

SW11 ALL CONCRETE PITS CONSTRUCTED SHALL BE BEDDED AS PER PIPE SPECIFICATION. PIT BASES SHALL BE SMOOTH CONTOURED WITH MASS CONCRETE BENCHING PROVIDE STEP IRONS AS PER PIT SCHEDULE, PROVIDE HEAVY, MEDIUM OR LIGHT DUTY GALVANISED GRATE COVERS AS SPECIFIED IN SCHEDULE. ALL DRAINAGE WORKS ARE TO BE COMPLETED TO THE SATISFACTION OF THE SUPERVISING CIVIL ENGINEER. ALL WORKS TO COMPLY TO AS3500. HEADWALLS SHALL BE PRECAST CONCRETE BY 'BCP PRECAST' OR EQUAL. ALL PITS SHALL BE PRECAST CONCRETE TYPE DPT FOR DEEP PITS BY ICON INDUSTRIES OR EQUAL. PRECAST DRAINAGE PITS DEEPER THAN 1800mm SHALL HAVE 150mm MIN. WALL THICKNESS. 20mm DIA. GALV. MS. STEP IRONS SHALL BE INSTALLED IN PITS 1200mm AND DEEPER.

SW12 UNLESS NOTED OTHERWISE ON THE PLANS, PROVIDE THE FOLLOWING MIN. COVER TO PIPE:
- UNDER LANDSCAPE & PAVEMENT - 300mm
- UNDER ROAD (TRAFFIC) - 600mm

SEDIMENT RUN-OFF CONTROL NOTES

SR1. THE CONTRACTOR SHALL INSTALL AND MAINTAIN SOIL EROSION AND SEDIMENT CONTROL MEASURES GENERALLY IN ACCORDANCE WITH GUIDELINES OF THE LANDCOM MANAGING URBAN STORMWATER MANUAL AND AS NECESSARY TO PREVENT RUN-OFF FROM SITE OF SEDIMENT RESULTING FROM THE WORKS. SUCH MEASURES SHALL ALSO COMPLY WITH REQUIREMENTS OF COUNCIL, LANDCOM "BLUE BOOK" AND EPA . THIS WORK SHALL BE DONE PRIOR TO ANY EARTHWORKS COMMENCING ON SITE.

SR2. GRADE FINISHED SURFACE TO SHED WATER EVENLY WITHOUT CHANNELLING (UNTIL PIPED STORMWATER SYSTEM IS CONSTRUCTED). NOMINAL GRADIENTS FROM HIGH POINT OF 0.2%.

SR3. MAINTAIN THE EROSION CONTROL DEVICES INDICATED ON THE DRAWINGS TO THE SATISFACTION OF THE SITE SUPERINTENDENT AND THE LOCAL AUTHORITIES.

SR4. WHEN PROPOSED STORMWATER PITS ARE CONSTRUCTED, PREVENT SITE RUNOFF ENTERING UNLESS SILT FENCES ARE ERECTED AROUND PITS AND ON ROAD.

SR5. STREET PROTECTION WITH SHAKER EXIT GRIDS & STREET PIT INLET PROTECTION TO BE MAINTAINED FOR THE DURATION OF THE CONTRACT.

WARNING

UNLESS NOTIFIED TO THE CONTRARY IN WRITING, THE CONTRACTOR SHALL BE HELD RESPONSIBLE FOR ANY BREACHES OF THE PROTECTION OF ENVIRONMENT OPERATIONS ACT 1997. PLEASE NOTE FAILURE TO IMPLEMENT OR MAINTAIN APPROPRIATE EROSION/SEDIMENT CONTROL MEASURES IS A BREACH OF THE ACT. SUCH A BREACH IS LIABLE FOR A ON-THE SPOT FINE AND /OR PENALTY.

CONCRETE

C1. ALL WORKMANSHIP AND MATERIALS SHALL BE IN ACCORDANCE WITH THE CURRENT SAA CODE AS3600, WITH AMENDMENTS, EXCEPT WHERE VARIED BY THE CONTRACT DOCUMENTS.

C2. CONCRETE QUALITY:

ELEMENT	SLUMP (MAX)	MAX AGG. SIZE	CEMENT TYPE	ADMIX.	CONCRETE GRADE
CONCRETE DRIVEWAYS	60	20mm	A	N/A	40 MPa
CONCRETE KERBS, RETAINING WALLS	80	20mm	A	N/A	32 MPa
FOOTPATHS	80	20mm	A	N/A	25 MPa
PIERS	80	20mm	A	N/A	25 MPa

SUSPENDED CONCRETE FLOORS :-
MIN. CEMENT CONTENT = 300 kg/m^3
MAX. PERMISSIBLE DRYING SHRINKAGE = 750 MICROSTRAIN AT 56 DAYS.

C3. CLEAR CONCRETE COVER IN mm TO REINFORCEMENT U.N.O. SHALL BE AS FOLLOWS:-

STRUCTURAL ELEMENT	REINFORCEMENT COVER			
	INTERNAL		EXTERNAL	
	TOP	BTM.	TOP	BTM.
FOOTINGS & PIERS	-	-	50	50
DRAINAGE PITS	50			
CONCRETE DRIVEWAY	40			

NOTES:
1. CONCRETE POURED OVER A MEMBRANE ON THE GROUND IS INCLUDED AS INTERNAL.
2. CONCRETE EXPOSED TO CORROSIVE VAPOURS, CORROSIVE GROUND WATER, SEA WATER OR SPRAY IS TO HAVE REINFORCEMENT COVER AS NOTED ON THE DRAWINGS.
3. CONCRETE REQUIRING A FIRE RESISTANCE RATING SHALL HAVE REINFORCEMENT COVER AS NOTED ON THE DRAWINGS.
4. EXTERNAL ABOVE GROUND ELEMENTS ARE CLASSIFIED IN NEAR COASTAL ENVIRONMENT.

C4. CONDUITS, PIPES, ETC., SHALL NOT BE PLACED IN THE CONCRETE COVER TO REINFORCEMENT AND NO HOLES OR CHASES OTHER THAN THOSE SHOWN ON THE STRUCTURAL DRAWINGS SHALL BE ALLOWED WITHOUT THE PRIOR APPROVAL OF THE SUPERINTENDENT.

C5. CONCRETE SIZES DO NOT INCLUDE THE THICKNESS OF APPLIED FINISHES.

C6. THE DEPTH OF BEAMS IS GIVEN FIRST AND INCLUDES THE SLAB THICKNESS.

C7. CONSTRUCTION JOINTS, WHERE NOT SHOWN, SHALL BE LOCATED TO THE APPROVAL OF THE SUPERINTENDENT.

C8. FORMWORK SHALL REMAIN IN POSITION FOR THE TIME SPECIFIED. WHERE SLABS AND BEAMS ARE TO SUPPORT MASONRY OVER, FORMWORK AND PROPS MUST BE REMOVED PRIOR TO THE CONSTRUCTION OF MASONRY.

C9. ALL CONCRETE SHALL BE MECHANICALLY VIBRATED. THE VIBRATOR SHALL NOT BE USED TO SPREAD CONCRETE.

C10. CONCRETE SHALL BE CURED IN ACCORDANCE WITH AS3600 WITH A PRODUCT COMPATIBLE WITH THE APPLIED FINISHES. CURING COMPOUNDS SHALL COMPLY WITH AS3799. PVA BASED CURING COMPOUNDS ARE NOT ACCEPTABLE

C11. REINFORCEMENT IS REPRESENTED DIAGRAMMATICALLY, IT IS NOT NECESSARILY SHOWN IN TRUE PROJECTION.

C12. WELDING OF REINFORCEMENT SHALL NOT BE PERMITTED UNLESS SHOWN ON THE STRUCTURAL DRAWINGS.

C13. SPLICES IN THE MAIN REINFORCEMENT SHALL BE MADE ONLY IN THE POSITIONS SHOWN. SPLICES IN THE DISTRIBUTION REINFORCEMENT MAY BE POSITIONED AS NECESSARY WITH SPLICES OF SUFFICIENT LENGTH TO DEVELOP THE FULL STRENGTH OF THE BARS. MINIMUM LAPS TO FABRIC SHALL BE TO OVER LAP TWO CROSS WIRES PLUS 50mm U.N.O. REINFORCEMENT SHALL BE SECURELY TIED AT ALL LAPS AND INTERSECTIONS WITH 1.25mm BLACK ANNEALED WIRE. THE WRITTEN APPROVAL OF THE SUPERINTENDENT SHALL BE OBTAINED FOR OTHER SPLICES WHERE THE LAP LENGTH IS NOT SHOWN. IT SHALL DEVELOP THE FULL STRENGTH OF THE REINFORCEMENT.

C14. ALL UNSUPPORTED BARS SHALL BE TIED IN A TRANSVERSE DIRECTION WITH N12-300 U.N.O.

C15. REINFORCEMENT SHALL BE SUPPORTED ON APPROVED PLASTIC OR PLASTIC TIPPED WIRE STOOLS AT NOT MORE THAN 600mm CENTRES BOTHWAYS IN SLABS AND AT 1000mm CENTRES IN BEAMS.

C16.

DENOTES MAIN WIRES OF RECTANGULAR FABRIC TO AS4671.

DENOTES SQUARE FABRIC TO AS4671

SL..... DENOTES GRADE 500 DEFORMED WIRE REINFORCING SQUARE FABRIC OF DUCTILITY CLASS L TO AS4671.

RL..... DENOTES GRADE 500 DEFORMED WIRE REINFORCING RECTANGULAR FABRIC OF DUCTILITY CLASS L TO AS4671.

R ..... DENOTES GRADE 250 ROUND BARS OF DUCTILITY CLASS N TO AS4671

N ..... DENOTES GRADE 500 DEFORMED BARS OF DUCTILITY CLASS N TO AS4671.

S ..... DENOTES GRADE 250 DEFORMED BARS OF DUCTILITY CLASS N TO

C17. FABRIC SHALL BE SUPPLIED IN FLAT SHEETS, ROLLS WILL NOT BE ACCEPTED

C18. TYPICAL REINFORCEMENT NOTATION:-
5N24-200 INDICATES
5 ..... DENOTES NUMBER OF BARS REQUIRED
N ..... DENOTES GRADE OF REINFORCEMENT
24..... DENOTES BAR DIAMETER IN MILLIMETRES
200... DENOTES BAR SPACING IN MILLIMETRES
TYPICAL ABBREVIATIONS:-
B ..... DENOTES BARS IN BOTTOM LAYER
T ..... DENOTES BARS IN TOP LAYER
ALT.... DENOTES BARS ALTERNATING
NF .... DENOTES BARS IN NEAR FACE
FF .... DENOTES BARS IN FAR FACE
EF .... DENOTES BARS IN EACH FACE

C19. FOR SLAB FALLS, CHAMFERS, REGLETS, DRIP GROOVES, ETC., REFER TO THE ARCHITECT'S DRAWINGS.

C20. LAP LENGTHS FOR DEFORMED BARS AS FOLLOWS:

BAR TYPE AND SIZE	VERTICAL BARS	HORIZONTAL BARS WITH MORE THAN 300mm OF CONCRETE BELOW BAR	OTHER LOCATIONS	90° COG LENGTH
N12	500	550	500	200
N16	700	800	700	200
N20	1000	1250	1000	250
N24	1200	1500	1200	300
N28	1400	1750	1400	350

BLOCK RETAINING WALLS

RW1. VERTICAL RODS FROM BASE ARE TO BE FIXED USING TEMPLATES TO ENSURE ACCURATE SPACING AND POSITIONING.

RW2. CONCRETE BLOCKS TO BE GRADE 15 IN ACCORDANCE WITH AS/NZS4455.

RW3. MORTAR 1:1:6 CEMENT:LIME:FINE AGGREGATE, SITE MIXED TO HAVE A COMPRESSIVE STRENGTH AT 12 DAYS OF 11 MPa.

RW4. ALL HOLES TO BE CLEANED OF MORTAR AT END OF EACH DAY.

RW5. GROUT: F'c = 20 MPa
SLUMP: = 230 MAXIMUM
AGGREGATE: = 10mm.

RW6. ALL CORE HOLES TO BE VIBRATED TO ENSURE COMPACTION, USING A DEFORMED RODDING BAR.

RW7. FILL CORES TO 1500 MAX. HEIGHT IN ANY ONE POUR. STOP POUR 50 BELOW TOP OF BLOCK. FINAL LEVELS FLUSH WITH TOP OF BLOCK.

RW8. PROVIDE EXPANSION JOINTS AS DETAILED.

RW9. DO NOT BACKFILL UNTIL RESTRAINING SLAB OVER & BASEMENT SLAB HAVE BEEN CAST & CURED. BACKFILLING TO BE BLUEMETAL AS DETAILED, WITH PROVISION OF CORE DRAIN. REFER TO HYDRAULIC ENGINEER'S DETAILS FOR SUBSOIL DRAINAGE REQUIREMENT.

RW10. TANKING, SEALING AND DRAINAGE TO ARCHITECTS DETAILS.

RW11. ALLOW FOR CLEAN-OUT BLOCKS AT BASE, IN ACCORDANCE WITH AS3700.

Rev.	Date	Description	Des.	Verif.	Appd.
3	06/05/2021	SECTION 4.55 FOR COORDINATION	GM	KP	CF
2	09/04/2021	SECTION 4.55 SUBMISSION	GM	KP	CF
1	25/02/2021	PRELIMINARY ISSUE	BZL	C.F.	CF

Ellipse

ADS ARCHITECTS

© Cardno Limited All Rights Reserved.
This document is produced by Cardno Limited solely for the benefit of and use by the client in accordance with the terms of the retainer. Cardno Limited does not and shall not assume any responsibility or liability whatsoever to any third party arising out of any use or reliance by third party on the content of this document.

Cardno®
Cardno (NSW/ACT) Pty Ltd | ABN 95 001 145 035
Level 9, The Forum, 203 Pacific Highway
St. Leonards, NSW 2065
Tel: 02 9496 7700 Fax: 02 9439 5170
Web: www.cardno.com.au

Drawn BZL	Date FEB'2021	
Checked BZL	Date FEB'2021	
Designed BZL	Date FEB'2021	
Verified C.F.	Date FEB'2021	
Approved		

Client: ELLIPSE PROPERTY

Project: RESIDENTIAL DEVELOPMENT
2-6 COWPER STREET AND EAST STREET
GRANVILLE NSW 2142

Title: CIVIL CONSTRUCTION NOTES

Status: PRELIMINARY
NOT TO BE USED FOR CONSTRUCTION PURPOSES

Datum: AHD | Scale: | Size: A1

Drawing Number: 80821209-CI-0002 | Revision: 3

XREF's:
CAD File: N:\Projects\808\FY21\209_Cowper & East St Granville\012_CIVIL\Drawings\Build\80821209-CI-0002.dwg

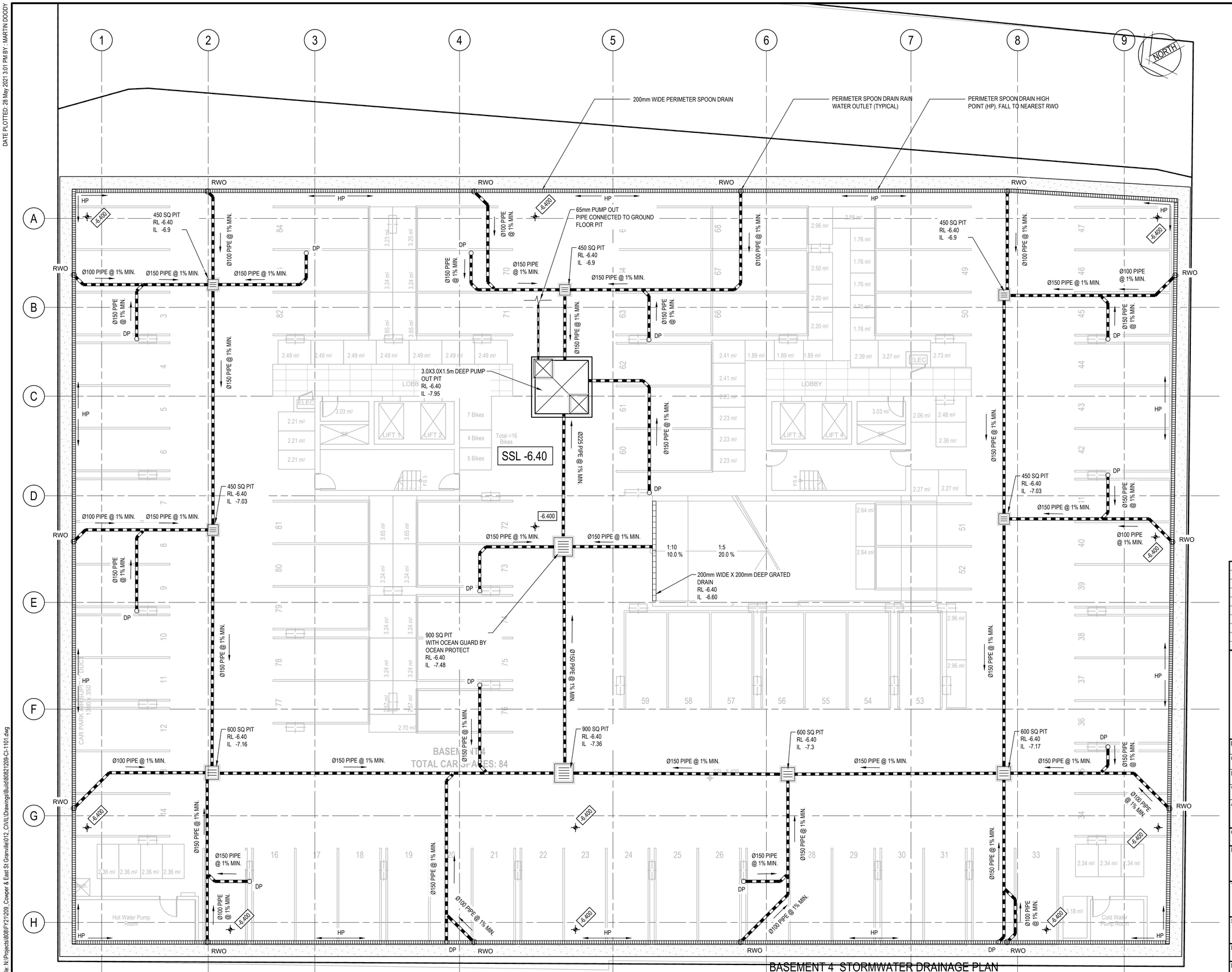

BASEMENT 4 STORMWATER DRAINAGE PLAN

SCALE 1:100

LEGEND

RWO	RWO - RAIN WATER OUTLET Ø 200
	STORMWATER PIT
	SEALED ACCESS PIT
	KERB INLET PIT
SS	SUBSOIL PIPE
	STORMWATER PIPE
GD	GRATED DRAIN

Ellipse

ADS ARCHITECTS

Rev.	Date	Description	Des.	Verif.	Appd.
4	28/05/2021	SECTION 4.55 FOR COORDINATION	AP	CF	CF
3	06/05/2021	SECTION 4.55 FOR COORDINATION	GM	KP	CF
2	09/04/2021	SECTION 4.55 SUBMISSION	GM	KP	CF
1	25/02/2021	PRELIMINARY ISSUE	K.P.	C.F.	CF

Cardno

Cardno (NSW/ACT) Pty Ltd | ABN 95 001 145 035
Level 9, The Forum, 203 Pacific Highway
St. Leonards, NSW 2065
Tel: 02 9496 7700 Fax: 02 9439 5170
Web: www.cardno.com.au

Drawn K.P.	Date FEB'2021
Checked K.P.	Date FEB'2021
Designed K.P.	Date FEB'2021
Verified C.F.	Date FEB'2021
Approved	

© Cardno Limited All Rights Reserved.
This document is produced by Cardno Limited solely for the benefit of and use by the client in accordance with the terms of the retainer. Cardno Limited does not and shall not assume any responsibility or liability whatsoever to any third party arising out of any use or reliance by third party on the content of this document.

Client: ELLIPSE PROPERTY

Project: RESIDENTIAL DEVELOPMENT
2-6 COWPER STREET AND EAST STREET
GRANVILLE NSW 2142

Title: STORMWATER DRAINAGE PLAN
BASEMENT 4

Status: PRELIMINARY
NOT TO BE USED FOR CONSTRUCTION PURPOSES

Datum	Scale	Size
AHD		A1

Drawing Number: 80821209-CI-1101

Revision: 4

DATE PLOTTED: 28 May 2021 3:01 PM BY : MARTIN DOODY

XREF's: X-Basement plan 4; XR-ADS-AR-PLAN-B4; XR-ADS-AR-PLAN-B3; XR-ADS-AR-GRID
CAD File: N:\Projects\808\FY21\209_Cowper & East St Granville\012_CIVIL\Drawings\Build\80821209-CI-1101.dwg

DATE PLOTTED: 28 May 2021 3:01 PM BY : MARTIN DOODY

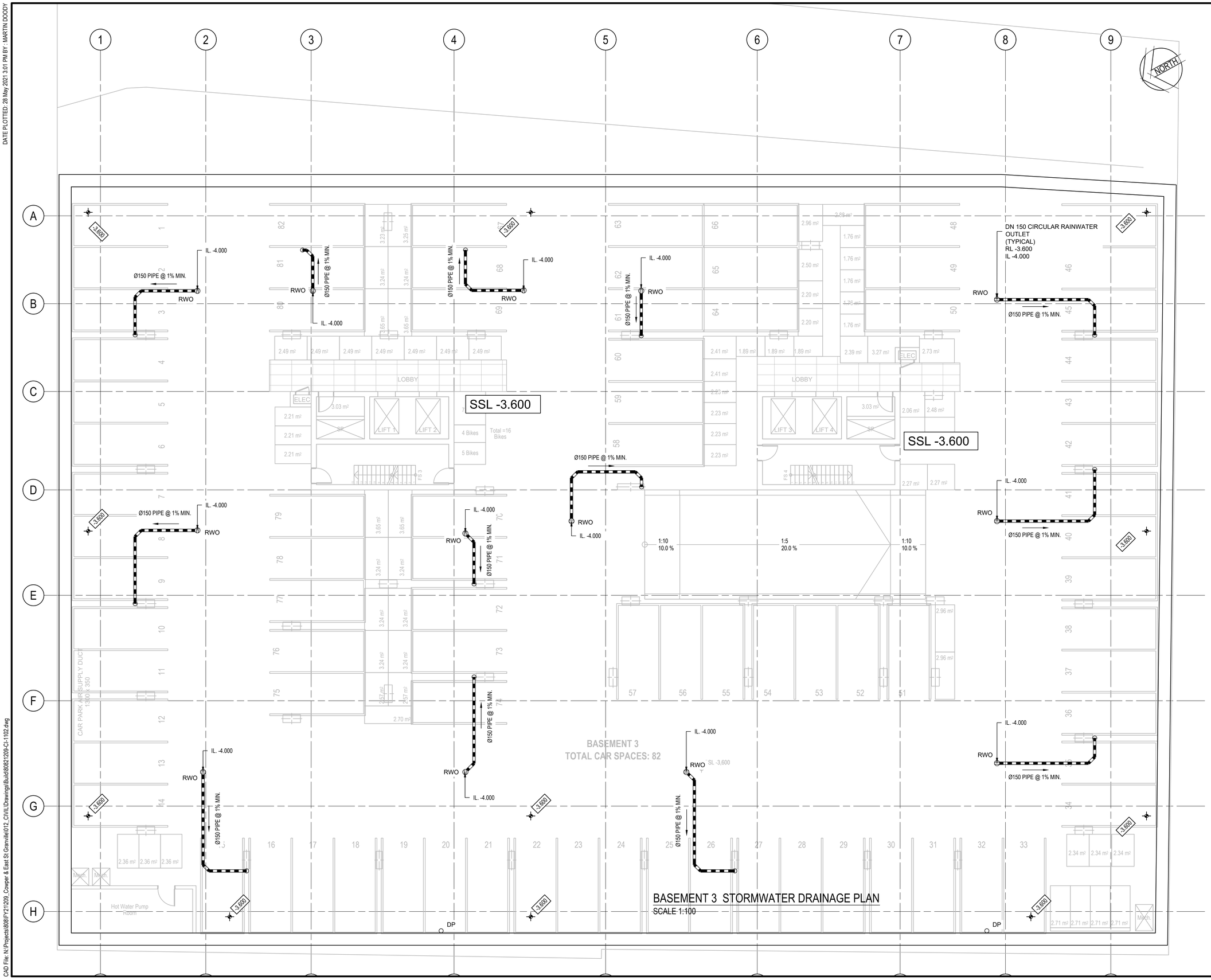

BASEMENT 3 STORMWATER DRAINAGE PLAN
SCALE 1:100

LEGEND

RWO	RWO - RAIN WATER OUTLET Ø 200
	STORMWATER PIT
	SEALED ACCESS PIT
	KERB INLET PIT
SS	SUBSOIL PIPE
	STORMWATER PIPE
GD	GRATED DRAIN

Rev.	Date	Description	Des.	Verif.	Appd.
4	28/05/2021	SECTION 4.55 FOR COORDINATION	AP	CF	CF
3	06/05/2021	SECTION 4.55 FOR COORDINATION	GM	KP	CF
2	09/04/2021	SECTION 4.55 SUBMISSION	GM	KP	CF
1	25/02/2021	PRELIMINARY ISSUE	BZL	C.F.	CF

Cardno (NSW/ACT) Pty Ltd | ABN 95 001 145 035
Level 9, The Forum, 203 Pacific Highway
St. Leonards, NSW 2065
Tel: 02 9496 7700 Fax: 02 9439 5170
Web: www.cardno.com.au

Drawn BZL	Date FEB'2021	
Checked BZL	Date FEB'2021	
Designed BZL	Date FEB'2021	
Verified C.F.	Date FEB'2021	
Approved		

© Cardno Limited All Rights Reserved.
This document is produced by Cardno Limited solely for the benefit of and use by the client in accordance with the terms of the retainer. Cardno Limited does not and shall not assume any responsibility or liability whatsoever to any third party arising out of any use or reliance by third party on the content of this document.

Client: ELLIPSE PROPERTY

Project: RESIDENTIAL DEVELOPMENT
2-6 COWPER STREET AND EAST STREET
GRANVILLE NSW 2142

Title: STORMWATER DRAINAGE PLAN
BASEMENT 3

Status: PRELIMINARY
NOT TO BE USED FOR CONSTRUCTION PURPOSES

Datum	Scale	Size
AHD		A1

Drawing Number: 80821209-CI-1102
Revision: 4

XREFs: X-Basement plan 3; XR-ADS-AR-PLAN-B4; XR-ADS-AR-PLAN-B3
CAD File: N:\Projects\80\FY21\209_Cowper & East St Granville\012_CIVIL\Drawings\Build\80821209-CI-1102.dwg

DATE PLOTTED: 28 May 2021 3:01 PM BY : MARTIN DOODY

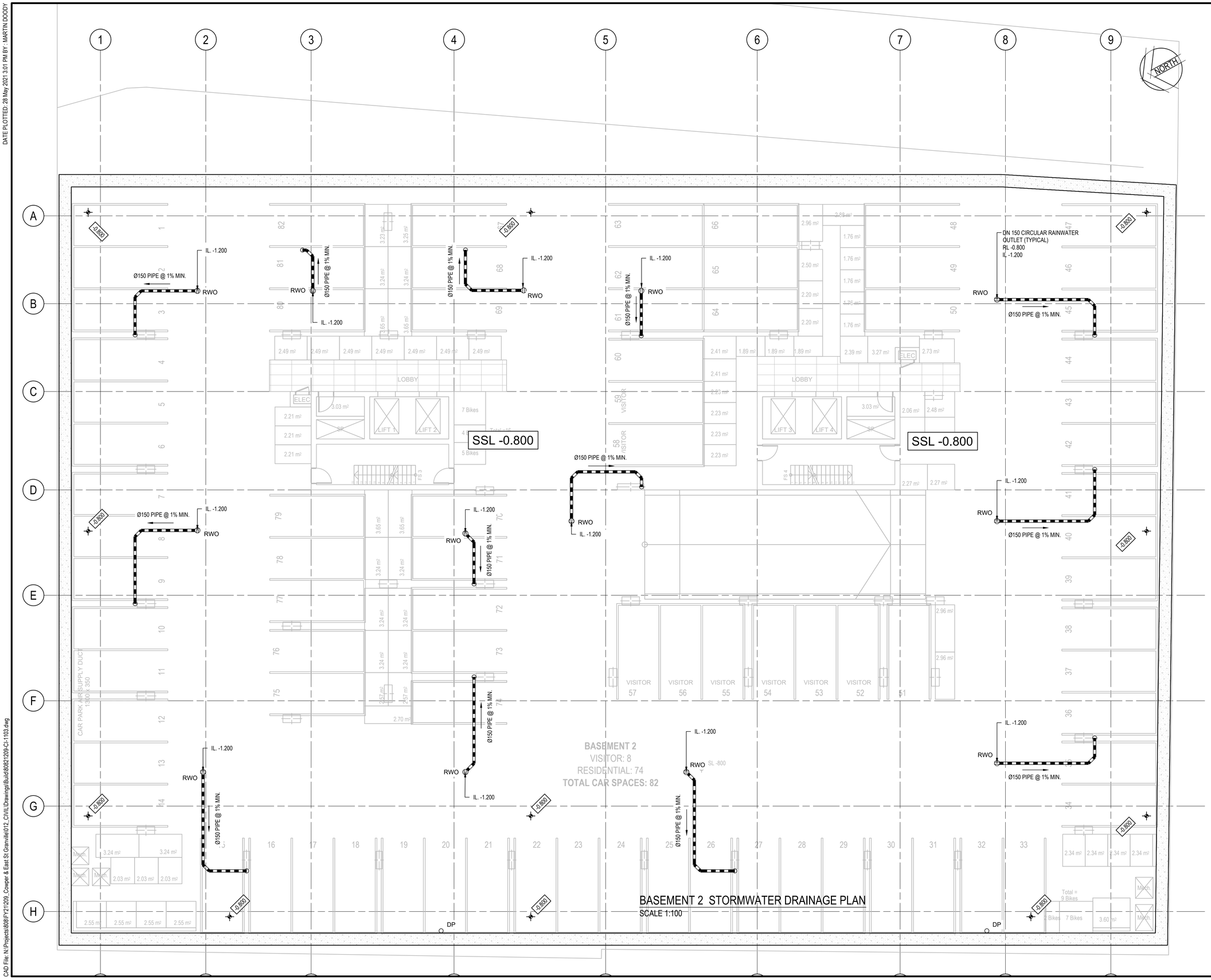

BASEMENT 2 STORMWATER DRAINAGE PLAN

SCALE 1:100

LEGEND

RWO	RWO - RAIN WATER OUTLET Ø 200
	STORMWATER PIT
	SEALED ACCESS PIT
	KERB INLET PIT
SS	SUBSOIL PIPE
	STORMWATER PIPE
GD	GRATED DRAIN

Rev.	Date	Description	Des.	Verif.	Appd.
4	28/05/2021	SECTION 4.55 FOR COORDINATION	AP	CF	CF
3	06/05/2021	SECTION 4.55 FOR COORDINATION	GM	KP	CF
2	09/04/2021	SECTION 4.55 SUBMISSION	GM	KP	CF
1	25/02/2021	PRELIMINARY ISSUE	BZL	C.F.	CF

Cardno (NSW/ACT) Pty Ltd | ABN 95 001 145 035
Level 9, The Forum, 203 Pacific Highway
St. Leonards, NSW 2065
Tel: 02 9496 7700 Fax: 02 9439 5170
Web: www.cardno.com.au

Drawn BZL	Date FEB'2021	
Checked BZL	Date FEB'2021	
Designed BZL	Date FEB'2021	
Verified C.F.	Date FEB'2021	
Approved		

© Cardno Limited All Rights Reserved.
This document is produced by Cardno Limited solely for the benefit of and use by the client in accordance with the terms of the retainer. Cardno Limited does not and shall not assume any responsibility or liability whatsoever to any third party arising out of any use or reliance by third party on the content of this document.

Client: ELLIPSE PROPERTY

Project: RESIDENTIAL DEVELOPMENT
2-6 COWPER STREET AND EAST STREET
GRANVILLE NSW 2142

Title: STORMWATER DRAINAGE PLAN
BASEMENT 2

Status: PRELIMINARY
NOT TO BE USED FOR CONSTRUCTION PURPOSES

Datum	Scale	Size
AHD		A1

Drawing Number: 80821209-CI-1103

Revision: 4

XREFs: X-Basement plan 2; XR-ADS-AR-PLAN-B3; XR-ADS-AR-PLAN-B2
CAD File: N:\Projects\80\6\FY21\20_Cowper & East St Granville\012_CIVIL\Drawings\Build\80821209-CI-1103.dwg

DATE PLOTTED: 28 May 2021 3:01 PM BY : MARTIN DOODY

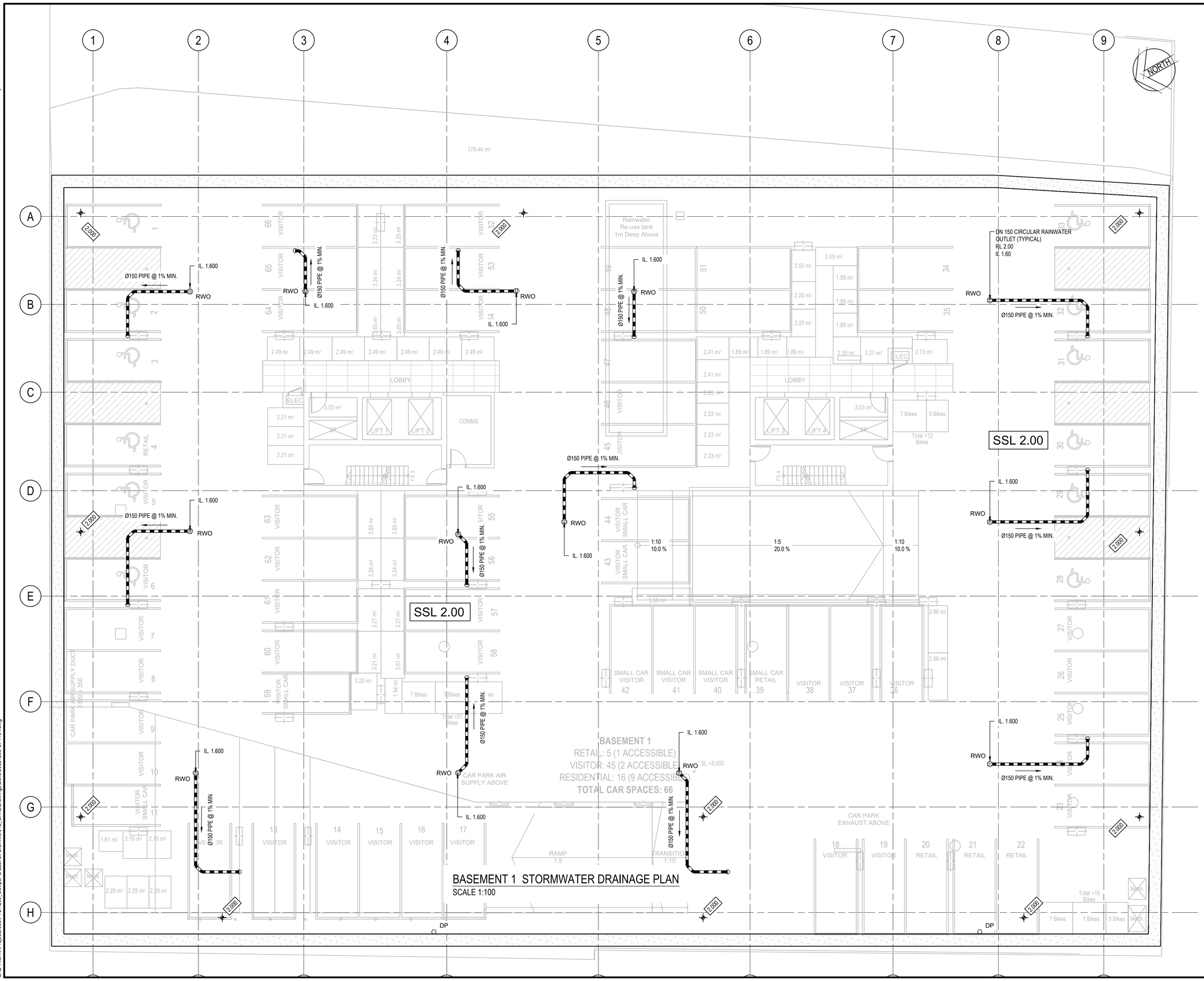

BASEMENT 1 STORMWATER DRAINAGE PLAN
SCALE 1:100

LEGEND

RWO	RWO - RAIN WATER OUTLET Ø 200
	STORMWATER PIT
	SEALED ACCESS PIT
	KERB INLET PIT
SS	SUBSOIL PIPE
	STORMWATER PIPE
GD	GRATED DRAIN

Rev.	Date	Description	Des.	Verif.	Appd.
4	28/05/2021	SECTION 4.55 FOR COORDINATION	AP	CF	CF
3	06/05/2021	SECTION 4.55 FOR COORDINATION	GM	KP	CF
2	09/04/2021	SECTION 4.55 SUBMISSION	GM	KP	CF
1	25/02/2021	PRELIMINARY ISSUE	BZL	C.F.	CF

Cardno (NSW/ACT) Pty Ltd | ABN 95 001 145 035
Level 9, The Forum, 203 Pacific Highway
St. Leonards, NSW 2065
Tel: 02 9496 7700 Fax: 02 9439 5170
Web: www.cardno.com.au

Drawn BZL	Date FEB'2021	
Checked BZL	Date FEB'2021	
Designed BZL	Date FEB'2021	
Verified C.F.	Date FEB'2021	
Approved		

© Cardno Limited All Rights Reserved.
This document is produced by Cardno Limited solely for the benefit of and use by the client in accordance with the terms of the retainer. Cardno Limited does not and shall not assume any responsibility or liability whatsoever to any third party arising out of any use or reliance by third party on the content of this document.

Client: ELLIPSE PROPERTY

Project: RESIDENTIAL DEVELOPMENT
2-6 COWPER STREET AND EAST STREET
GRANVILLE NSW 2142

Title: STORMWATER DRAINAGE PLAN
BASEMENT 1

Status: PRELIMINARY
NOT TO BE USED FOR CONSTRUCTION PURPOSES

Datum	Scale	Size
AHD		A1

Drawing Number: 80821209-CI-1104
Revision: 4

XREF's: X-Basement plan 1; XR-ADS-AR-PLAN-B2; XR-ADS-AR-PLAN-B1
CAD File: N:\Projects\80\6\F\21209_Cowper & East St Granville\012_CIVIL\Drawings\Build\80821209-CI-1104.dwg

DATE PLOTTED: 28 May 2021 4:30 PM BY : MARTIN DOODY

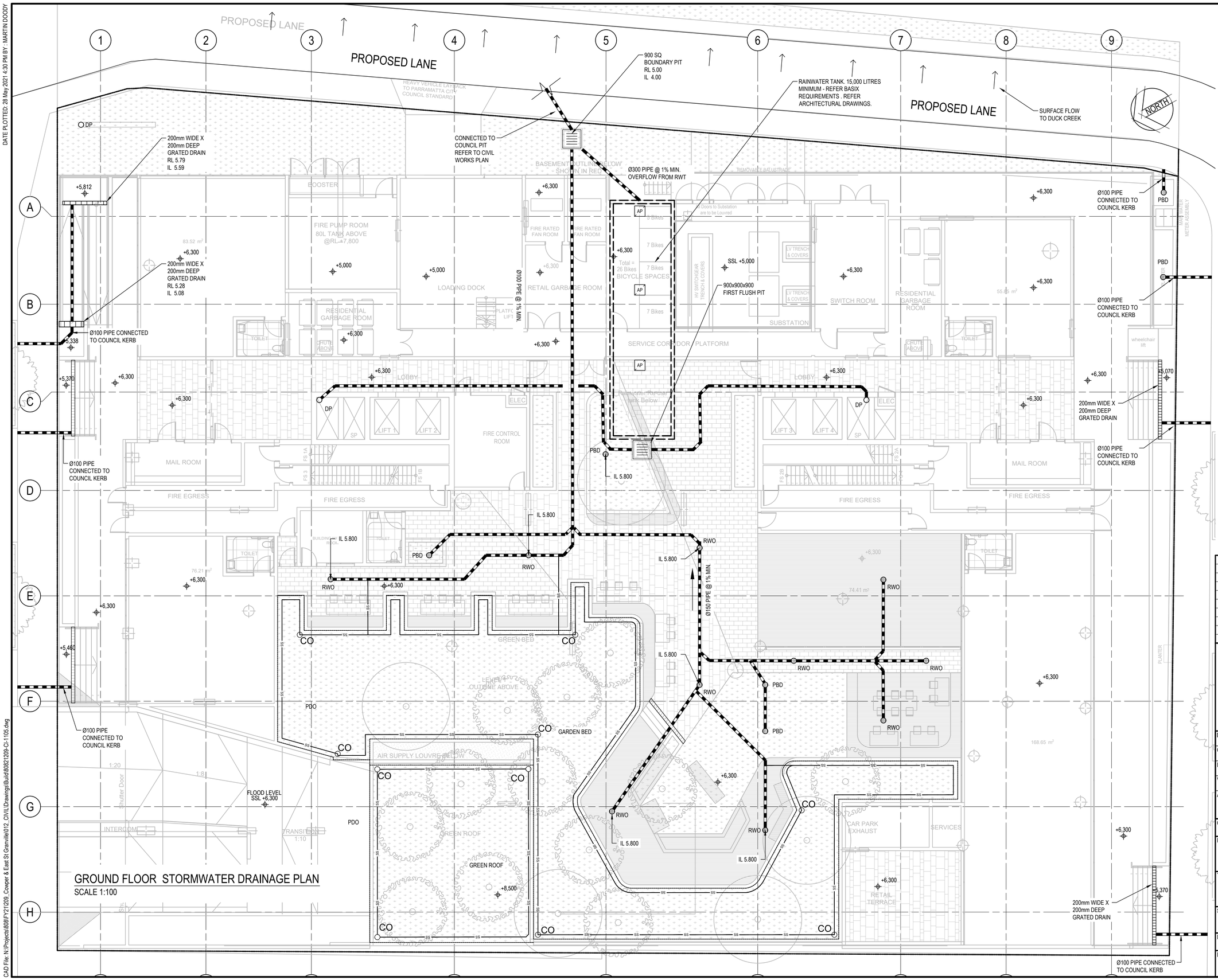

GROUND FLOOR STORMWATER DRAINAGE PLAN

SCALE 1:100

LEGEND

RWO	RWO - RAIN WATER OUTLET Ø 200
	STORMWATER PIT
	SEALED ACCESS PIT
	KERB INLET PIT
SS	SUBSOIL PIPE
	STORMWATER PIPE
GD	GRATED DRAIN

NOTE:
- ALL PIPES ARE Ø150 PVC PIPE AT 1% (UNO)
- REFER TO HYDRAULIC DRAWINGS FOR RAIN WATER TANK, DOWN PIPES LOCATIONS,CONNECTIONS AND DETAILS

Rev.	Date	Description	Des.	Verif.	Appd.
4	28/05/2021	SECTION 4.55 FOR COORDINATION	AP	CF	CF
3	06/05/2021	SECTION 4.55 FOR COORDINATION	GM	KP	CF
2	09/04/2021	SECTION 4.55 SUBMISSION	GM	KP	CF
1	25/02/2021	PRELIMINARY ISSUE	K.P.	C.F.	CF

Cardno (NSW/ACT) Pty Ltd | ABN 95 001 145 035
Level 9, The Forum, 203 Pacific Highway
St. Leonards, NSW 2065
Tel: 02 9496 7700 Fax: 02 9439 5170
Web: www.cardno.com.au

Drawn K.P.	Date FEB'2021	
Checked K.P.	Date FEB'2021	
Designed K.P.	Date FEB'2021	
Verified C.F.	Date FEB'2021	
Approved		

© Cardno Limited All Rights Reserved.
This document is produced by Cardno Limited solely for the benefit of and use by the client in accordance with the terms of the retainer. Cardno Limited does not and shall not assume any responsibility or liability whatsoever to any third party arising out of any use or reliance by third party on the content of this document.

Client: ELLIPSE PROPERTY

Project: RESIDENTIAL DEVELOPMENT
2-6 COWPER STREET AND EAST STREET
GRANVILLE NSW 2142

Title: STORMWATER DRAINAGE PLAN
GROUND FLOOR PLAN

Status: PRELIMINARY
NOT TO BE USED FOR CONSTRUCTION PURPOSES

Datum	Scale	Size
AHD		A1

Drawing Number: 80821209-CI-1105
Revision: 4

XREFs: X-Ground Floor; XR-ADS-AR-PLAN-B1; XR-ADS-AR-PLAN-GF; XR-ADS-AR-PLAN-L1; XR-ADS-AR-GRID; 80821209-CI-1106
CAD File: N:\Projects\80\FY21\209_Cowper & East St Granville\012_CIVIL\Drawings\Build\80821209-CI-1105.dwg

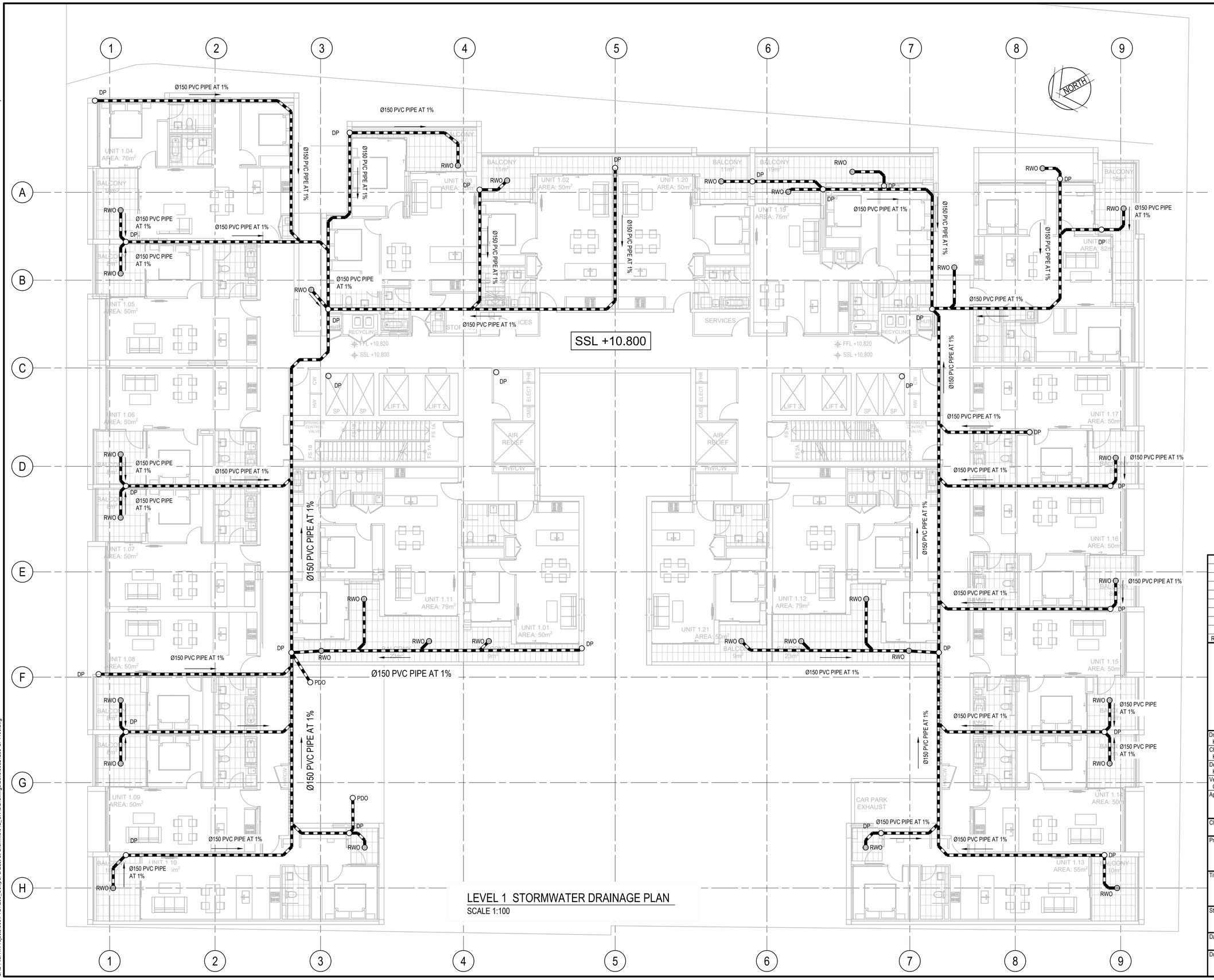

LEGEND

RWO	RWO - RAIN WATER OUTLET Ø 200
DP	DP - DOWN PIPE Ø 150
	STORMWATER PIPE

NOTE:
- ALL PIPES ARE Ø100 PVC PIPE AT 1%
- REFER TO HYDRAULIC DRAWINGS FOR DOWN PIPES LOCATIONS,CONNECTIONS AND DETAILS

LEVEL 1 STORMWATER DRAINAGE PLAN

SCALE 1:100

Rev.	Date	Description	Des.	Verif.	Appd.
3	06/05/2021	SECTION 4.55 FOR COORDINATION	GM	KP	CF
2	09/04/2021	SECTION 4.55 SUBMISSION	GM	KP	CF
1	25/02/2021	PRELIMINARY ISSUE	K.P.	C.F.	CF

Cardno (NSW/ACT) Pty Ltd | ABN 95 001 145 035
Level 9, The Forum, 203 Pacific Highway
St. Leonards, NSW 2065
Tel: 02 9496 7700 Fax: 02 9439 5170
Web: www.cardno.com.au

Drawn K.P.	Date FEB'2021	
Checked K.P.	Date FEB'2021	
Designed K.P.	Date FEB'2021	
Verified C.F.	Date FEB'2021	
Approved		

© Cardno Limited All Rights Reserved.
This document is produced by Cardno Limited solely for the benefit of and use by the client in accordance with the terms of the retainer. Cardno Limited does not and shall not assume any responsibility or liability whatsoever to any third party arising out of any use or reliance by third party on the content of this document.

Client: ELLIPSE PROPERTY

Project: RESIDENTIAL DEVELOPMENT
2-6 COWPER STREET AND EAST STREET
GRANVILLE NSW 2142

Title: STORMWATER DRAINAGE PLAN
LEVEL 1

Status: PRELIMINARY
NOT TO BE USED FOR CONSTRUCTION PURPOSES

Datum	Scale	Size
AHD		A1

Drawing Number: 80821209-CI-1106

Revision: 3

DATE PLOTTED: 6 May 2021 5:25 PM BY : GORAN MILENKOVIC
XREF's: X-Level 1 Floor
CAD File: N:\Projects\808\FY21\209_Cowper & East St Granville\012_CIVIL\Drawings\Build\80821209-CI-1106.dwg

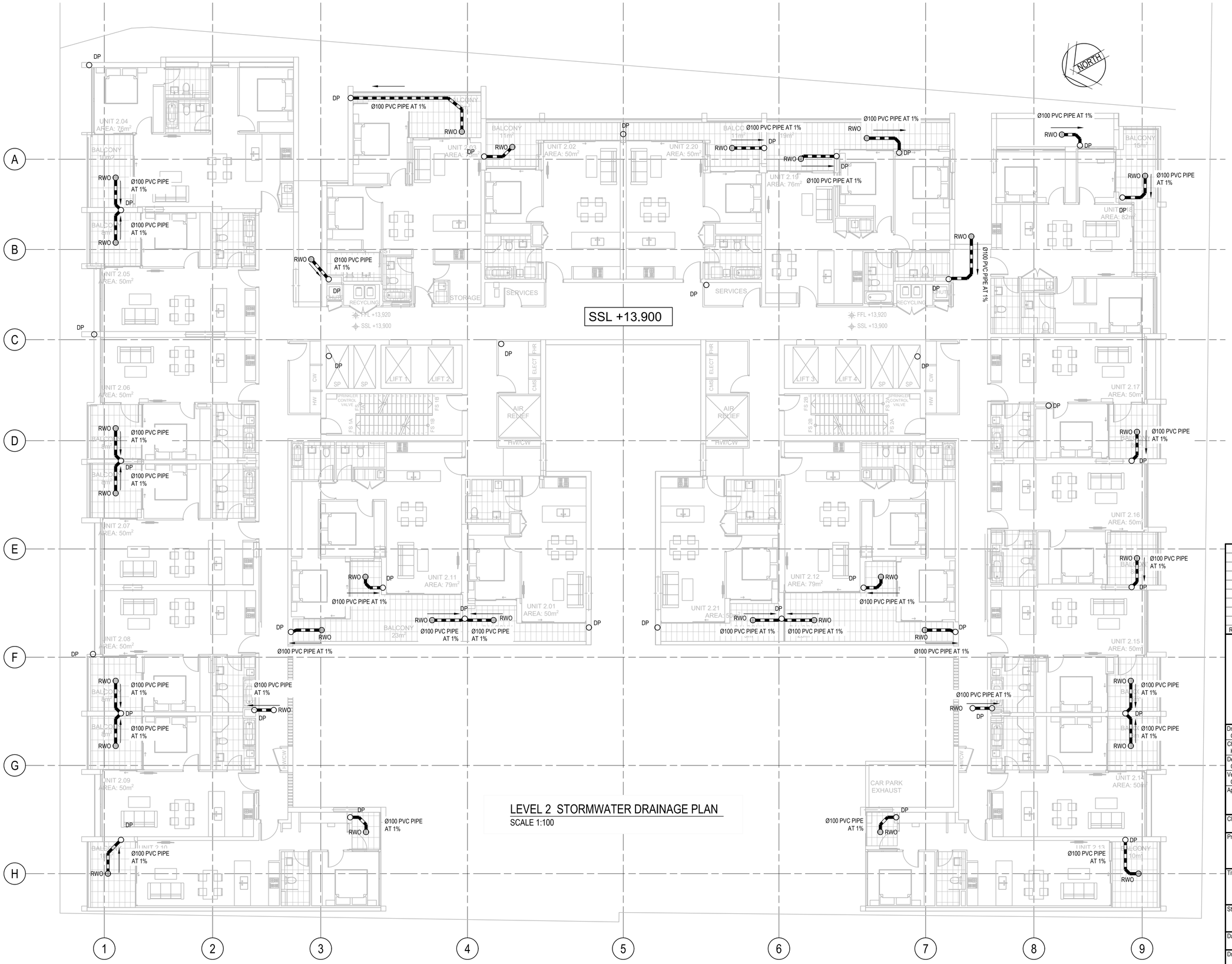

LEVEL 2 STORMWATER DRAINAGE PLAN

SCALE 1:100

LEGEND

RWO	RWO - RAIN WATER OUTLET Ø 200
DP	DP - DOWN PIPE Ø 150
	STORMWATER PIPE

NOTE:
- ALL PIPES ARE Ø100 PVC PIPE AT 1%
- REFER TO HYDRAULIC DRAWINGS FOR DOWN PIPES LOCATIONS,CONNECTIONS AND DETAILS

Rev.	Date	Description	Des.	Verif.	Appd.
2	06/05/2021	SECTION 4.55 FOR COORDINATION	GM	KP	CF
1	09/04/2021	SECTION 4.55 SUBMISSION	GM	KP	CF

Cardno (NSW/ACT) Pty Ltd | ABN 95 001 145 035
Level 9, The Forum, 203 Pacific Highway
St. Leonards, NSW 2065
Tel: 02 9496 7700 Fax: 02 9439 5170
Web: www.cardno.com.au

Drawn G.M.	Date MAR'2021
Checked K.P.	Date MAR'2021
Designed G.M.	Date MAR'2021
Verified C.F.	Date MAR'2021
Approved	

© Cardno Limited All Rights Reserved.
This document is produced by Cardno Limited solely for the benefit of and use by the client in accordance with the terms of the retainer. Cardno Limited does not and shall not assume any responsibility or liability whatsoever to any third party arising out of any use or reliance by third party on the content of this document.

Client: ELLIPSE PROPERTY

Project: RESIDENTIAL DEVELOPMENT
2-6 COWPER STREET AND EAST STREET
GRANVILLE NSW 2142

Title: STORMWATER DRAINAGE PLAN
LEVEL 2

Status: PRELIMINARY
NOT TO BE USED FOR CONSTRUCTION PURPOSES

Datum	Scale	Size
AHD		A1

Drawing Number: 80821209-CI-1107

Revision: 2

DATE PLOTTED: 6 May 2021 5:26 PM BY : GORAN MILENKOVIC

XREF's: X-Level 2 Floor
CAD File: N:\Projects\808\FY21\209_Cowper & East St Granville\012_CIVIL\Drawings\Build\80821209-CI-1107.dwg

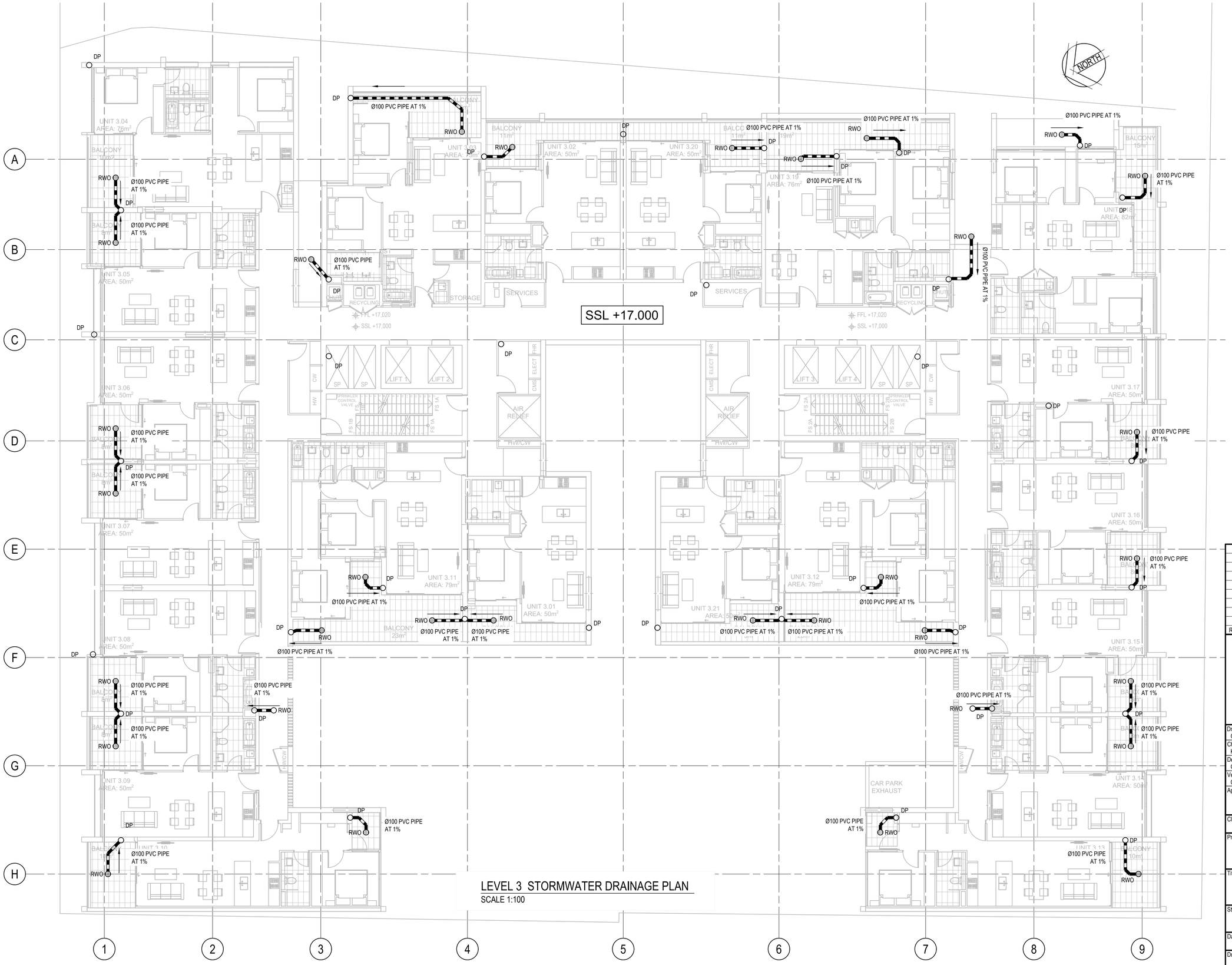

LEVEL 3 STORMWATER DRAINAGE PLAN

SCALE 1:100

LEGEND

RWO	RWO - RAIN WATER OUTLET Ø 200
DP	DP - DOWN PIPE Ø 150
	STORMWATER PIPE

NOTE:
- ALL PIPES ARE Ø100 PVC PIPE AT 1%
- REFER TO HYDRAULIC DRAWINGS FOR DOWN PIPES LOCATIONS,CONNECTIONS AND DETAILS

Ellipse

ADS ARCHITECTS

Rev.	Date	Description	Des.	Verif.	Appd.
2	06/05/2021	SECTION 4.55 FOR COORDINATION	GM	KP	CF
1	09/04/2021	SECTION 4.55 SUBMISSION	GM	KP	CF

Cardno

Cardno (NSW/ACT) Pty Ltd | ABN 95 001 145 035
Level 9, The Forum, 203 Pacific Highway
St. Leonards, NSW 2065
Tel: 02 9496 7700 Fax: 02 9439 5170
Web: www.cardno.com.au

Drawn G.M.	Date MAR'2021
Checked K.P.	Date MAR'2021
Designed G.M.	Date MAR'2021
Verified C.F.	Date MAR'2021
Approved	

© Cardno Limited All Rights Reserved.
This document is produced by Cardno Limited solely for the benefit of and use by the client in accordance with the terms of the retainer. Cardno Limited does not and shall not assume any responsibility or liability whatsoever to any third party arising out of any use or reliance by third party on the content of this document.

Client: ELLIPSE PROPERTY

Project: RESIDENTIAL DEVELOPMENT
2-6 COWPER STREET AND EAST STREET
GRANVILLE NSW 2142

Title: STORMWATER DRAINAGE PLAN
LEVEL 3

Status: PRELIMINARY
NOT TO BE USED FOR CONSTRUCTION PURPOSES

Datum	Scale	Size
AHD		A1

Drawing Number: 80821209-CI-1108

Revision: 2

DATE PLOTTED: 6 May 2021 5:26 PM BY : GORAN MILENKOVIC

XREF's: X-Level 3 Floor
CAD File: N:\Projects\808\FY21\209_Cowper & East St Granville\012_CIVIL\Drawings\Build\80821209-CI-1108.dwg

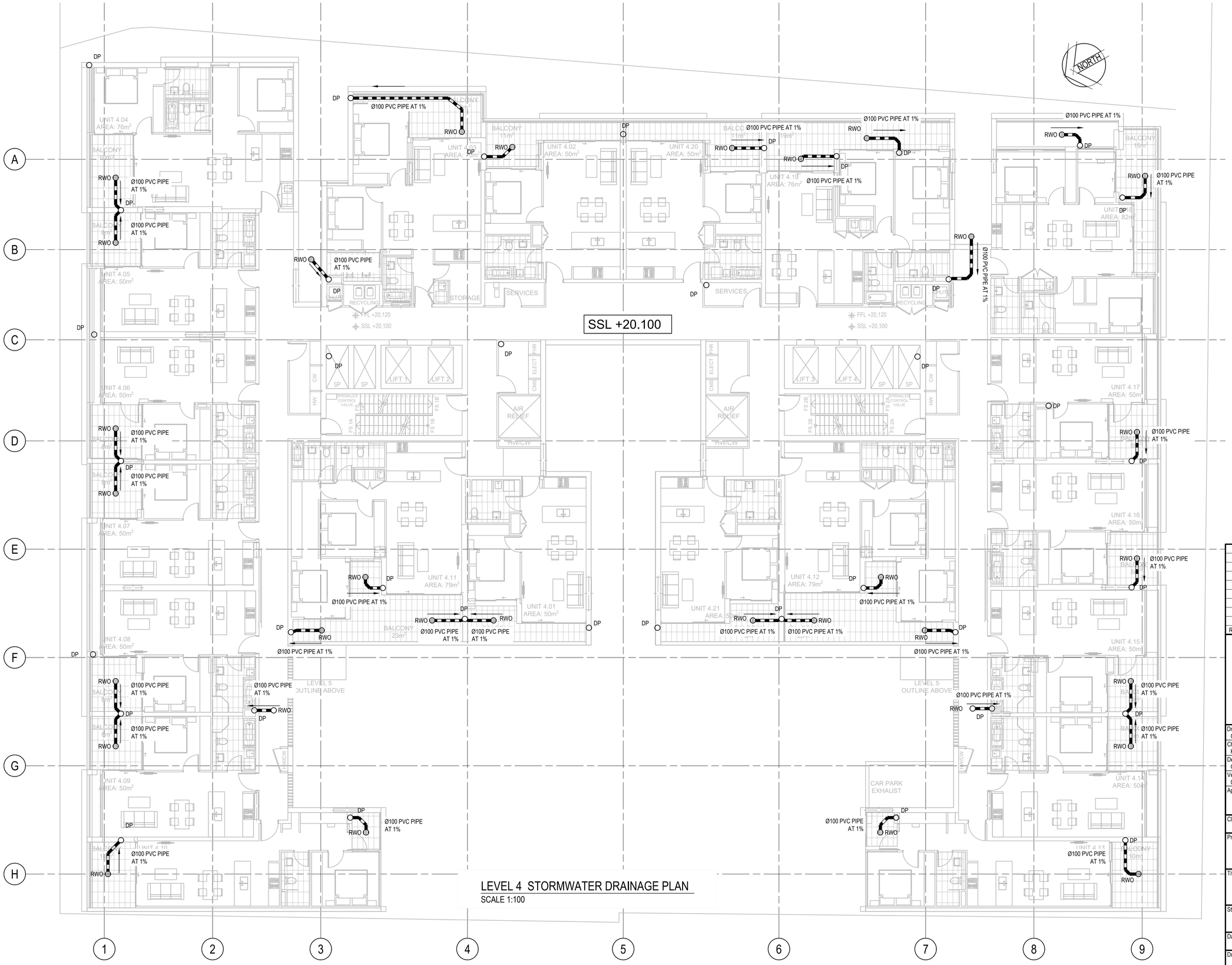

LEVEL 4 STORMWATER DRAINAGE PLAN

SCALE 1:100

LEGEND

RWO	RWO - RAIN WATER OUTLET Ø 200
DP	DP - DOWN PIPE Ø 150
	STORMWATER PIPE

NOTE:
- ALL PIPES ARE Ø100 PVC PIPE AT 1%
- REFER TO HYDRAULIC DRAWINGS FOR DOWN PIPES LOCATIONS,CONNECTIONS AND DETAILS

Ellipse

ADS ARCHITECTS

Rev.	Date	Description	Des.	Verif.	Appd.
2	06/05/2021	SECTION 4.55 FOR COORDINATION	GM	KP	CF
1	09/04/2021	SECTION 4.55 SUBMISSION	GM	KP	CF

Cardno

Cardno (NSW/ACT) Pty Ltd | ABN 95 001 145 035
Level 9, The Forum, 203 Pacific Highway
St. Leonards, NSW 2065
Tel: 02 9496 7700 Fax: 02 9439 5170
Web: www.cardno.com.au

Drawn G.M.	Date MAR'2021
Checked K.P.	Date MAR'2021
Designed G.M.	Date MAR'2021
Verified C.F.	Date MAR'2021
Approved	

© Cardno Limited All Rights Reserved.
This document is produced by Cardno Limited solely for the benefit of and use by the client in accordance with the terms of the retainer. Cardno Limited does not and shall not assume any responsibility or liability whatsoever to any third party arising out of any use or reliance by third party on the content of this document.

Client: ELLIPSE PROPERTY

Project: RESIDENTIAL DEVELOPMENT
2-6 COWPER STREET AND EAST STREET
GRANVILLE NSW 2142

Title: STORMWATER DRAINAGE PLAN
LEVEL 4

Status: PRELIMINARY
NOT TO BE USED FOR CONSTRUCTION PURPOSES

Datum	Scale	Size
AHD		A1

Drawing Number: 80821209-CI-1109

Revision: 2

DATE PLOTTED: 6 May 2021 5:26 PM BY : GORAN MILENKOVIC

XREF's: X-Level 4 Floor
CAD File: N:\Projects\808\FY21\209_Cowper & East St Granville\012_CIVIL\Drawings\Build\80821209-CI-1109.dwg

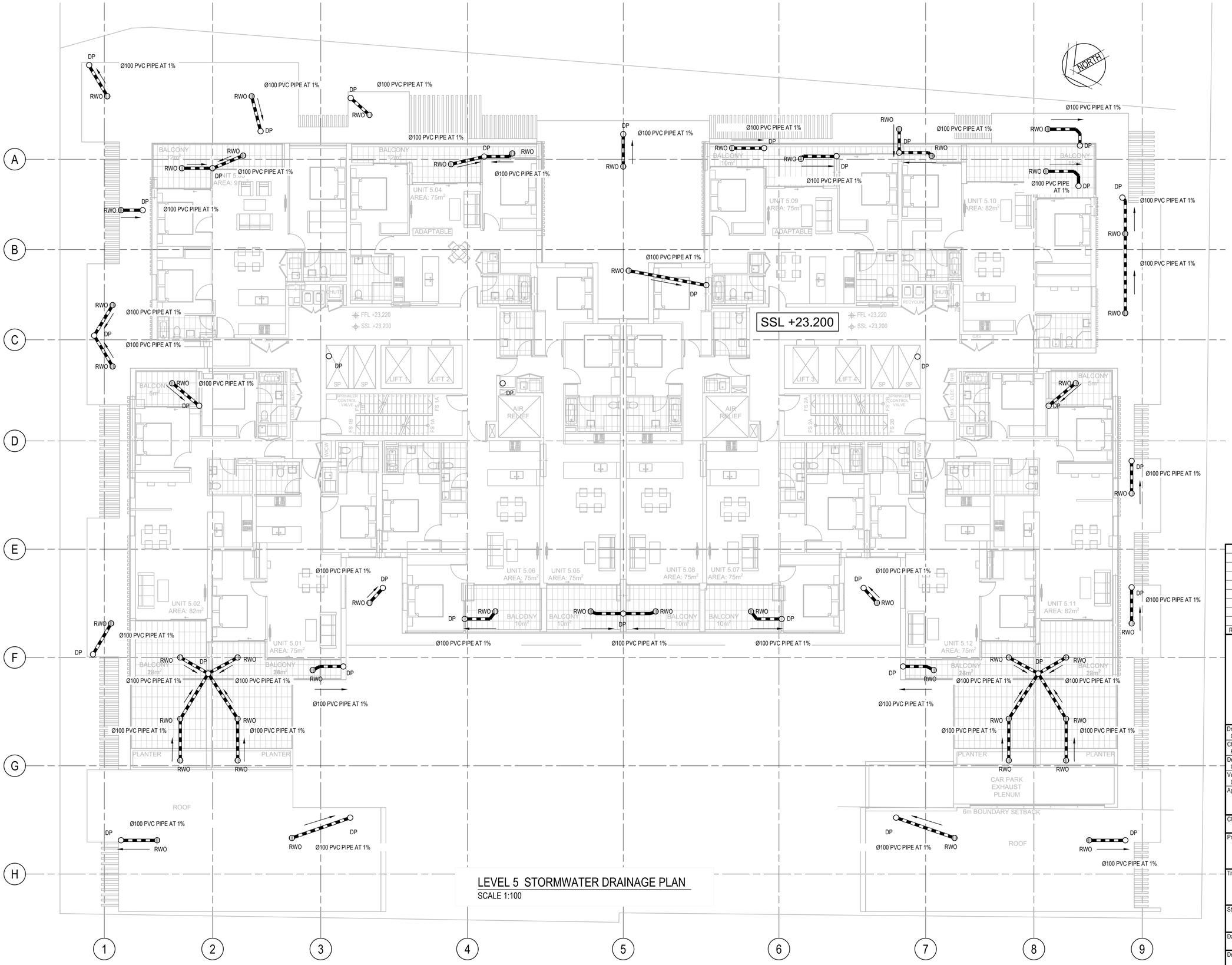

LEGEND

RWO	RWO - RAIN WATER OUTLET Ø 200
DP	DP - DOWN PIPE Ø 150
	STORMWATER PIPE

NOTE:
- ALL PIPES ARE Ø100 PVC PIPE AT 1%
- REFER TO HYDRAULIC DRAWINGS FOR DOWN PIPES LOCATIONS,CONNECTIONS AND DETAILS

LEVEL 5 STORMWATER DRAINAGE PLAN

SCALE 1:100

Rev.	Date	Description	Des.	Verif.	Appd.
2	06/05/2021	SECTION 4.55 FOR COORDINATION	GM	KP	CF
1	09/04/2021	SECTION 4.55 SUBMISSION	GM	KP	CF

Cardno (NSW/ACT) Pty Ltd | ABN 95 001 145 035
Level 9, The Forum, 203 Pacific Highway
St. Leonards, NSW 2065
Tel: 02 9496 7700 Fax: 02 9439 5170
Web: www.cardno.com.au

Drawn G.M.	Date MAR'2021	
Checked K.P.	Date MAR'2021	
Designed G.M.	Date MAR'2021	
Verified C.F.	Date MAR'2021	
Approved		

© Cardno Limited All Rights Reserved.
This document is produced by Cardno Limited solely for the benefit of and use by the client in accordance with the terms of the retainer. Cardno Limited does not and shall not assume any responsibility or liability whatsoever to any third party arising out of any use or reliance by third party on the content of this document.

Client: ELLIPSE PROPERTY

Project: RESIDENTIAL DEVELOPMENT
2-6 COWPER STREET AND EAST STREET
GRANVILLE NSW 2142

Title: STORMWATER DRAINAGE PLAN
LEVEL 5

Status: PRELIMINARY
NOT TO BE USED FOR CONSTRUCTION PURPOSES

Datum		Scale	Size
AHD			A1

Drawing Number: 80821209-CI-1110
Revision: 2

DATE PLOTTED: 6 May 2021 5:26 PM BY : GORAN MILENKOVIC
XREF's: X-Level 5 Floor
CAD File: N:\Projects\808\FY21\09_Cowper & East St Granville\012_CIVIL\Drawings\Build\80821209-CI-1110.dwg

DATE PLOTTED: 6 May 2021 5:26 PM BY : GORAN MILENKOVIC

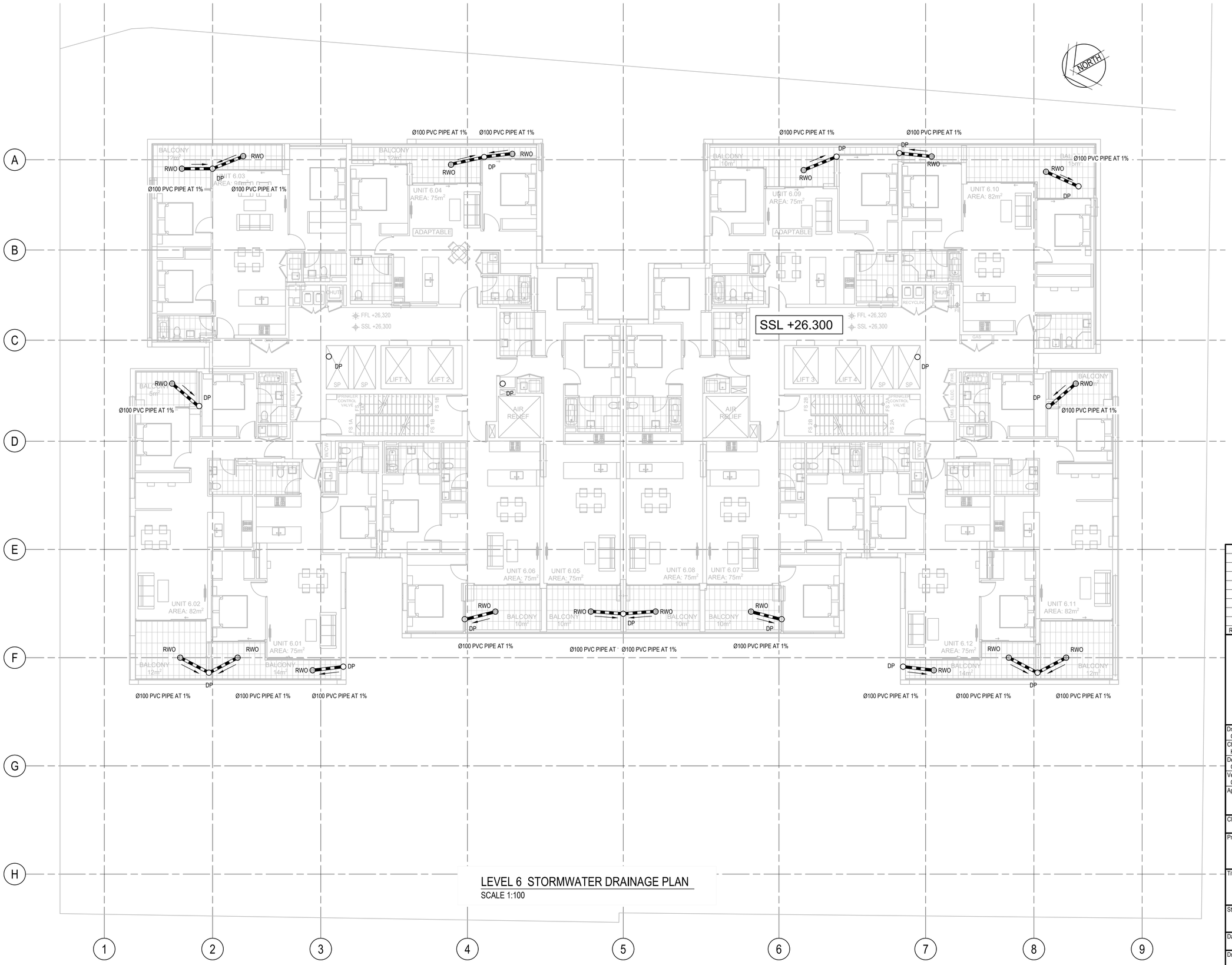

LEGEND

RWO	RWO - RAIN WATER OUTLET Ø 200
DP	DP - DOWN PIPE Ø 150
	STORMWATER PIPE

NOTE:
- ALL PIPES ARE Ø100 PVC PIPE AT 1%
- REFER TO HYDRAULIC DRAWINGS FOR DOWN PIPES LOCATIONS,CONNECTIONS AND DETAILS

LEVEL 6 STORMWATER DRAINAGE PLAN

SCALE 1:100

Rev.	Date	Description	Des.	Verif.	Appd.
2	06/05/2021	SECTION 4.55 FOR COORDINATION	GM	KP	CF
1	09/04/2021	SECTION 4.55 SUBMISSION	GM	KP	CF

Cardno (NSW/ACT) Pty Ltd | ABN 95 001 145 035
Level 9, The Forum, 203 Pacific Highway
St. Leonards, NSW 2065
Tel: 02 9496 7700 Fax: 02 9439 5170
Web: www.cardno.com.au

Drawn G.M.	Date MAR'2021	
Checked K.P.	Date MAR'2021	
Designed G.M.	Date MAR'2021	
Verified C.F.	Date MAR'2021	
Approved		

© Cardno Limited All Rights Reserved.
This document is produced by Cardno Limited solely for the benefit of and use by the client in accordance with the terms of the retainer. Cardno Limited does not and shall not assume any responsibility or liability whatsoever to any third party arising out of any use or reliance by third party on the content of this document.

Client: ELLIPSE PROPERTY

Project: RESIDENTIAL DEVELOPMENT
2-6 COWPER STREET AND EAST STREET
GRANVILLE NSW 2142

Title: STORMWATER DRAINAGE PLAN
LEVEL 6

Status: PRELIMINARY
NOT TO BE USED FOR CONSTRUCTION PURPOSES

Datum	Scale	Size
AHD		A1

Drawing Number: 80821209-CI-1111
Revision: 2

XREF's: X-Level 6 Floor
CAD File: N:\Projects\808\FY21\209_Cowper & East St Granville\012_CIVIL\Drawings\Build\80821209-CI-1111.dwg

DATE PLOTTED: 6 May 2021 5:26 PM BY : GORAN MILENKOVIC

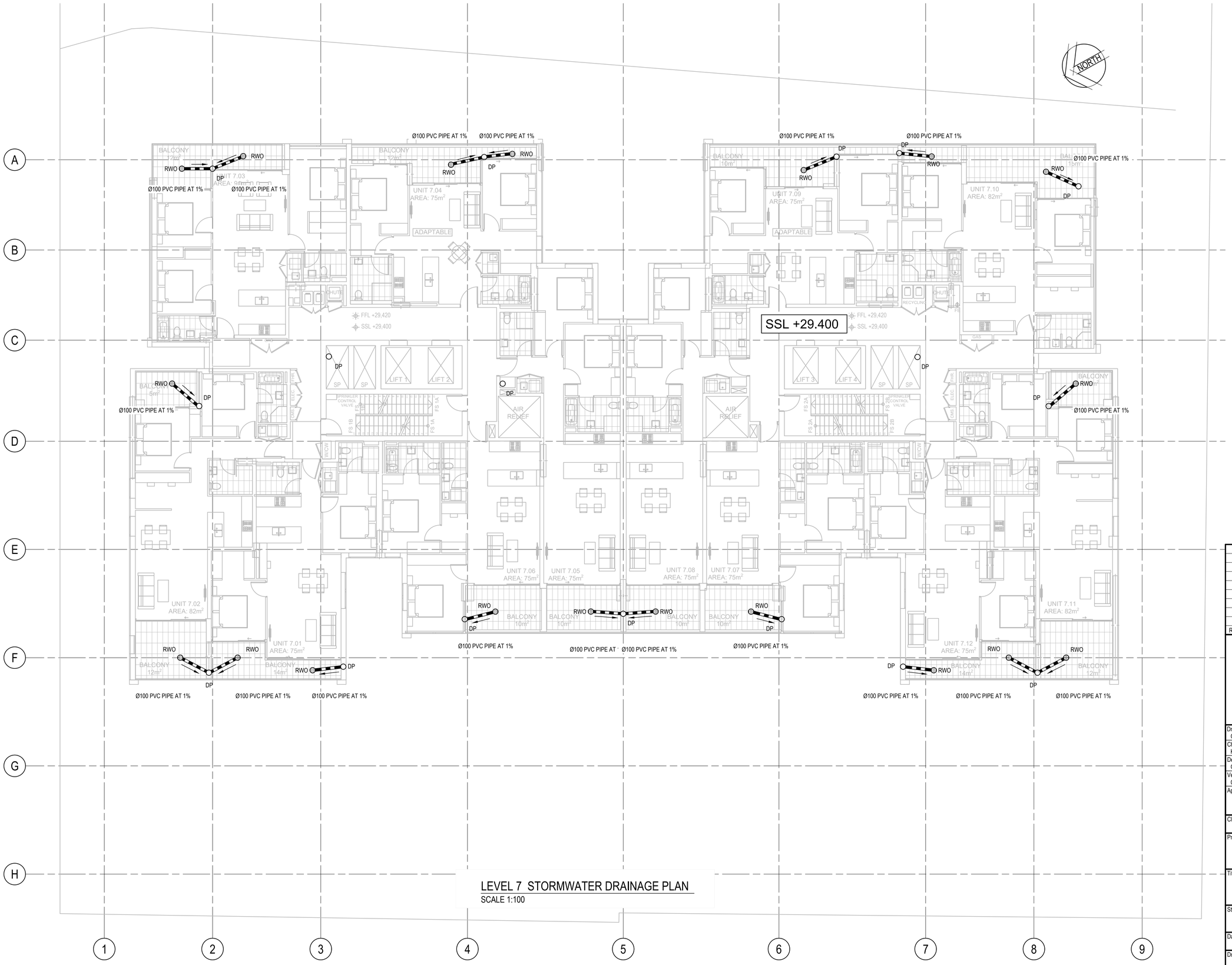

LEGEND

RWO	RWO - RAIN WATER OUTLET Ø 200
DP	DP - DOWN PIPE Ø 150
	STORMWATER PIPE

NOTE:
- ALL PIPES ARE Ø100 PVC PIPE AT 1%
- REFER TO HYDRAULIC DRAWINGS FOR DOWN PIPES LOCATIONS,CONNECTIONS AND DETAILS

LEVEL 7 STORMWATER DRAINAGE PLAN

SCALE 1:100

Rev.	Date	Description	Des.	Verif.	Appd.
2	06/05/2021	SECTION 4.55 FOR COORDINATION	GM	KP	CF
1	09/04/2021	SECTION 4.55 SUBMISSION	GM	KP	CF

Cardno (NSW/ACT) Pty Ltd | ABN 95 001 145 035
Level 9, The Forum, 203 Pacific Highway
St. Leonards, NSW 2065
Tel: 02 9496 7700 Fax: 02 9439 5170
Web: www.cardno.com.au

Drawn G.M.	Date MAR'2021	
Checked K.P.	Date MAR'2021	
Designed G.M.	Date MAR'2021	
Verified C.F.	Date MAR'2021	
Approved		

© Cardno Limited All Rights Reserved.
This document is produced by Cardno Limited solely for the benefit of and use by the client in accordance with the terms of the retainer. Cardno Limited does not and shall not assume any responsibility or liability whatsoever to any third party arising out of any use or reliance by third party on the content of this document.

Client: ELLIPSE PROPERTY

Project: RESIDENTIAL DEVELOPMENT
2-6 COWPER STREET AND EAST STREET
GRANVILLE NSW 2142

Title: STORMWATER DRAINAGE PLAN
LEVEL 7

Status: PRELIMINARY
NOT TO BE USED FOR CONSTRUCTION PURPOSES

Datum	Scale	Size
AHD		A1

Drawing Number: 80821209-CI-1112
Revision: 2

XREF's: X-Level 7 Floor
CAD File: N:\Projects\808\FY21\209_Cowper & East St Granville\012_CIVIL\Drawings\Build\80821209-CI-1112.dwg

DATE PLOTTED: 6 May 2021 5:27 PM BY : GORAN MILENKOVIC

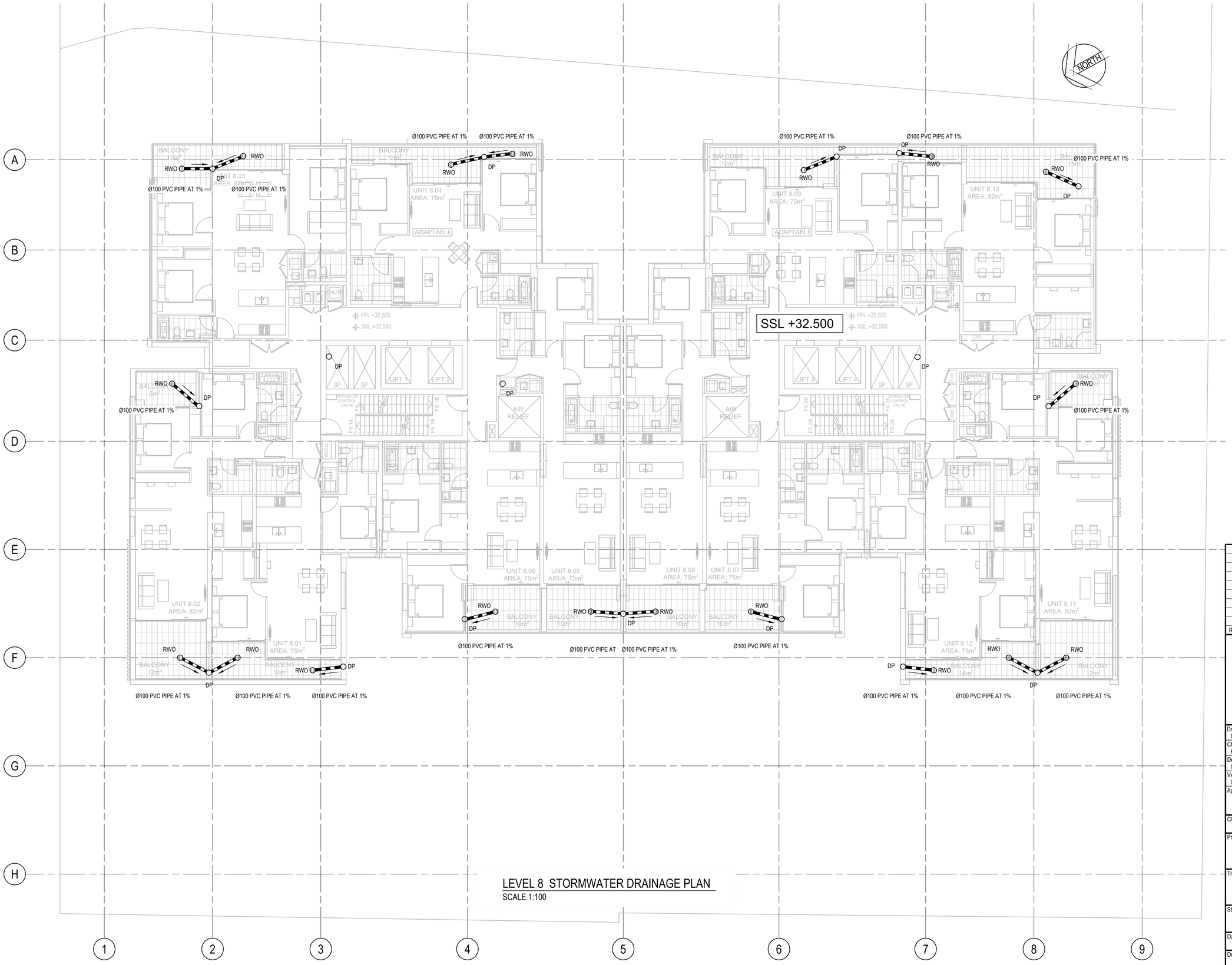

LEGEND

RWO	RWO - RAIN WATER OUTLET Ø 200
DP	DP - DOWN PIPE Ø 150
	STORMWATER PIPE

NOTE:
- ALL PIPES ARE Ø100 PVC PIPE AT 1%
- REFER TO HYDRAULIC DRAWINGS FOR DOWN PIPES LOCATIONS,CONNECTIONS AND DETAILS

LEVEL 8 STORMWATER DRAINAGE PLAN

SCALE 1:100

Rev.	Date	Description	Des.	Verif.	Appd.
2	06/05/2021	SECTION 4.55 FOR COORDINATION	GM	KP	CF
1	09/04/2021	SECTION 4.55 SUBMISSION	GM	KP	CF

Cardno (NSW/ACT) Pty Ltd | ABN 95 001 145 035
Level 9, The Forum, 203 Pacific Highway
St. Leonards, NSW 2065
Tel: 02 9496 7700 Fax: 02 9439 5170
Web: www.cardno.com.au

Drawn G.M.	Date MAR'2021	
Checked K.P.	Date MAR'2021	
Designed G.M.	Date MAR'2021	
Verified C.F.	Date MAR'2021	
Approved		

© Cardno Limited All Rights Reserved.
This document is produced by Cardno Limited solely for the benefit of and use by the client in accordance with the terms of the retainer. Cardno Limited does not and shall not assume any responsibility or liability whatsoever to any third party arising out of any use or reliance by third party on the content of this document.

Client: ELLIPSE PROPERTY

Project: RESIDENTIAL DEVELOPMENT
2-6 COWPER STREET AND EAST STREET
GRANVILLE NSW 2142

Title: STORMWATER DRAINAGE PLAN
LEVEL 8

Status: PRELIMINARY
NOT TO BE USED FOR CONSTRUCTION PURPOSES

Datum	Scale	Size
AHD		A1

Drawing Number: 80821209-CI-1113
Revision: 2

XREF's: X-Level 8 Floor
CAD File: N:\Projects\808\FY21\209_Cowper & East St Granville\012_CIVIL\Drawings\Build\80821209-CI-1113.dwg

DATE PLOTTED: 6 May 2021 5:27 PM BY : GORAN MILENKOVIC

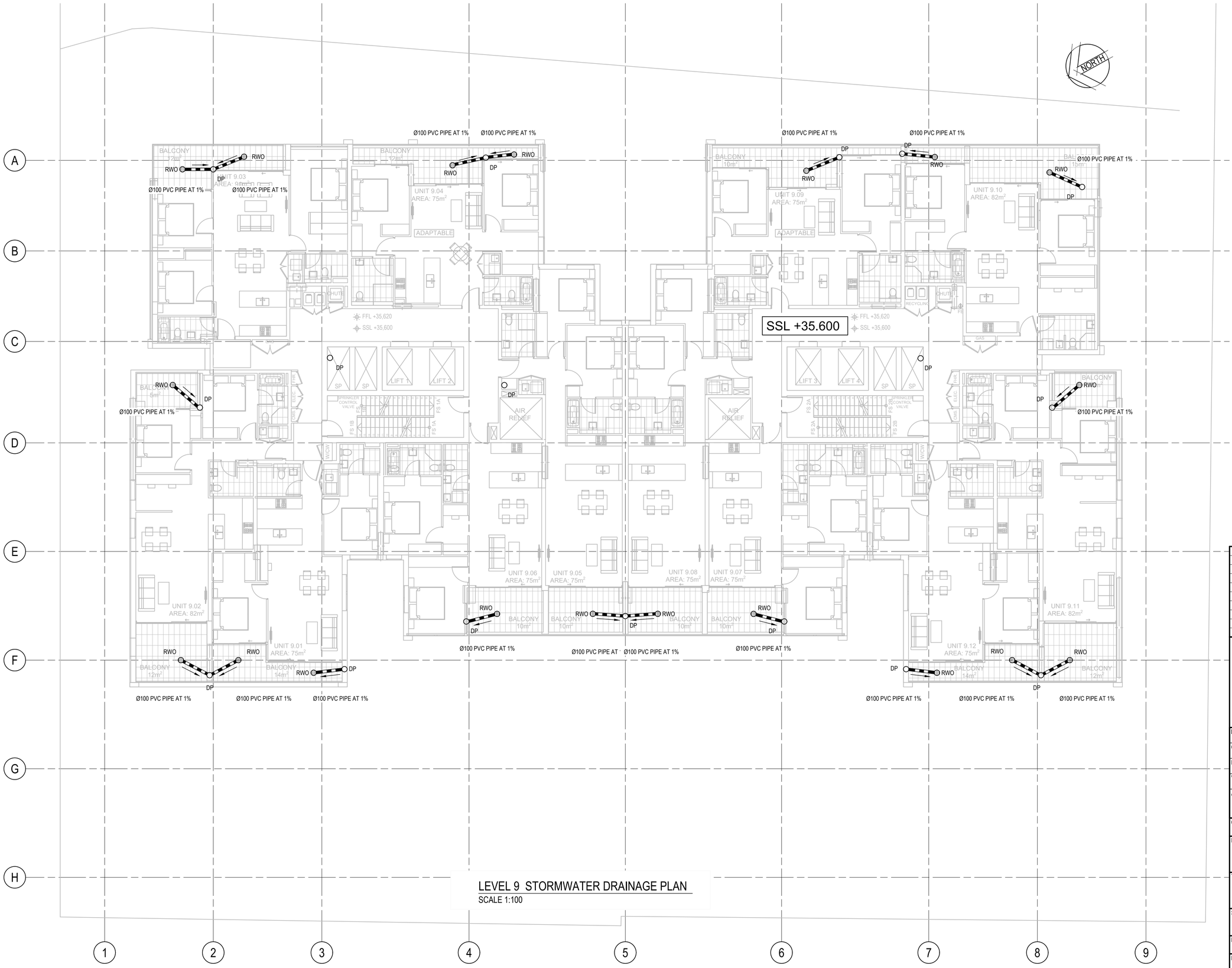

LEGEND

RWO	RWO - RAIN WATER OUTLET Ø 200
DP	DP - DOWN PIPE Ø 150
	STORMWATER PIPE

NOTE:
- ALL PIPES ARE Ø100 PVC PIPE AT 1%
- REFER TO HYDRAULIC DRAWINGS FOR DOWN PIPES LOCATIONS,CONNECTIONS AND DETAILS

LEVEL 9 STORMWATER DRAINAGE PLAN

SCALE 1:100

Rev.	Date	Description	Des.	Verif.	Appd.
2	06/05/2021	SECTION 4.55 FOR COORDINATION	GM	KP	CF
1	09/04/2021	SECTION 4.55 SUBMISSION	GM	KP	CF

Cardno (NSW/ACT) Pty Ltd | ABN 95 001 145 035
Level 9, The Forum, 203 Pacific Highway
St. Leonards, NSW 2065
Tel: 02 9496 7700 Fax: 02 9439 5170
Web: www.cardno.com.au

Drawn G.M.	Date MAR'2021	
Checked K.P.	Date MAR'2021	
Designed G.M.	Date MAR'2021	
Verified C.F.	Date MAR'2021	
Approved		

© Cardno Limited All Rights Reserved.
This document is produced by Cardno Limited solely for the benefit of and use by the client in accordance with the terms of the retainer. Cardno Limited does not and shall not assume any responsibility or liability whatsoever to any third party arising out of any use or reliance by third party on the content of this document.

Client: ELLIPSE PROPERTY

Project: RESIDENTIAL DEVELOPMENT
2-6 COWPER STREET AND EAST STREET
GRANVILLE NSW 2142

Title: STORMWATER DRAINAGE PLAN
LEVEL 9

Status: PRELIMINARY
NOT TO BE USED FOR CONSTRUCTION PURPOSES

Datum	Scale	Size
AHD		A1

Drawing Number: 80821209-CI-1114
Revision: 2

XREF's: X-Level 9 Floor
CAD File: N:\Projects\808\FY21\209_Cowper & East St Granville\012_CIVIL\Drawings\Build\80821209-CI-1114.dwg

DATE PLOTTED: 6 May 2021 5:27 PM BY : GORAN MILENKOVIC

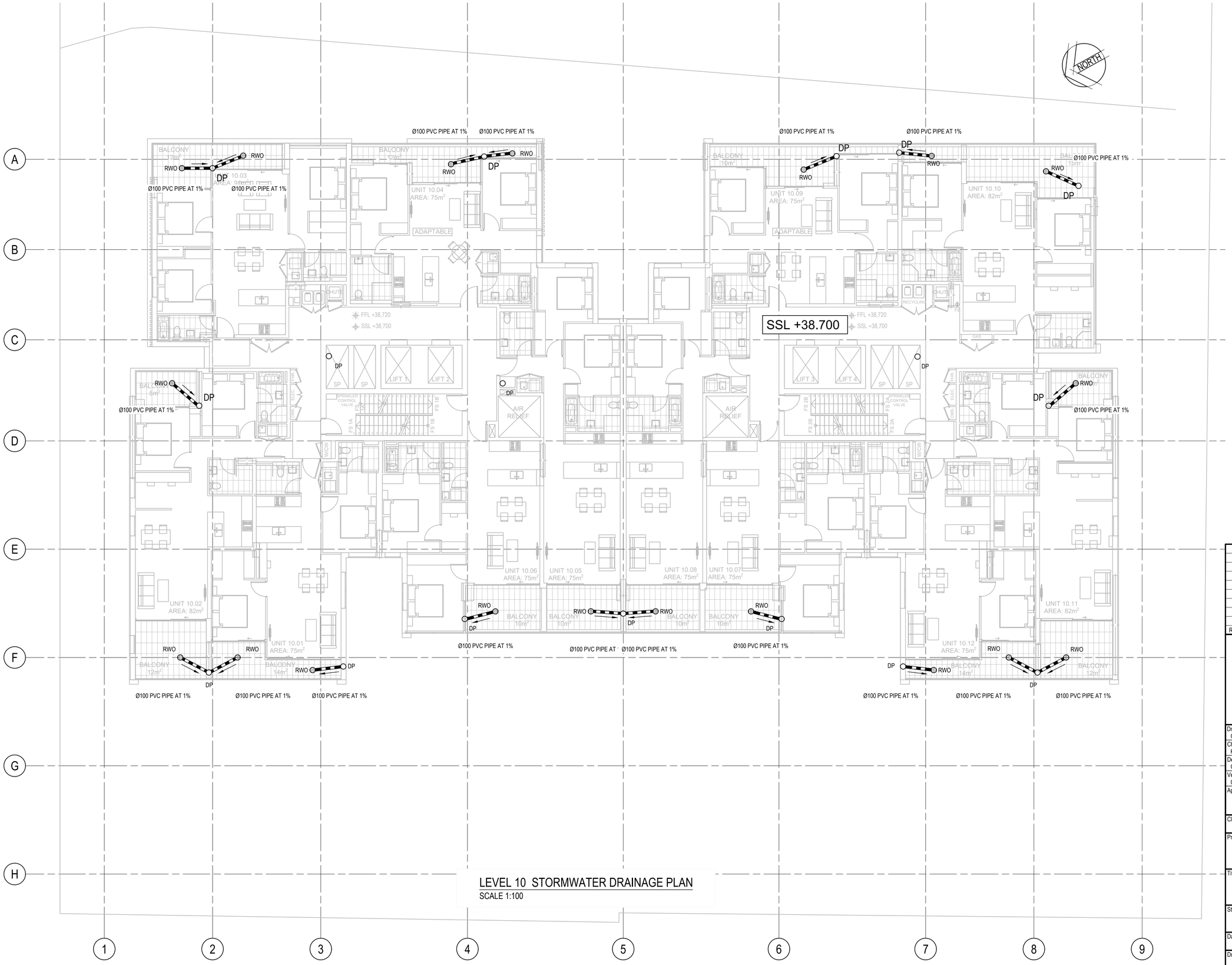

LEGEND

RWO	RWO - RAIN WATER OUTLET Ø 200
DP	DP - DOWN PIPE Ø 150
	STORMWATER PIPE

NOTE:
- ALL PIPES ARE Ø100 PVC PIPE AT 1%
- REFER TO HYDRAULIC DRAWINGS FOR DOWN PIPES LOCATIONS,CONNECTIONS AND DETAILS

LEVEL 10 STORMWATER DRAINAGE PLAN

SCALE 1:100

Rev.	Date	Description	Des.	Verif.	Appd.
2	06/05/2021	SECTION 4.55 FOR COORDINATION	GM	KP	CF
1	09/04/2021	SECTION 4.55 SUBMISSION	GM	KP	CF

Cardno (NSW/ACT) Pty Ltd | ABN 95 001 145 035
Level 9, The Forum, 203 Pacific Highway
St. Leonards, NSW 2065
Tel: 02 9496 7700 Fax: 02 9439 5170
Web: www.cardno.com.au

Drawn G.M.	Date MAR'2021	
Checked K.P.	Date MAR'2021	
Designed G.M.	Date MAR'2021	
Verified C.F.	Date MAR'2021	
Approved		

© Cardno Limited All Rights Reserved.
This document is produced by Cardno Limited solely for the benefit of and use by the client in accordance with the terms of the retainer. Cardno Limited does not and shall not assume any responsibility or liability whatsoever to any third party arising out of any use or reliance by third party on the content of this document.

Client: ELLIPSE PROPERTY

Project: RESIDENTIAL DEVELOPMENT
2-6 COWPER STREET AND EAST STREET
GRANVILLE NSW 2142

Title: STORMWATER DRAINAGE PLAN
LEVEL 10

Status: PRELIMINARY
NOT TO BE USED FOR CONSTRUCTION PURPOSES

Datum	Scale	Size
AHD		A1

Drawing Number: 80821209-CI-1115

Revision: 2

XREF's: X-Level 10 Floor
CAD File: N:\Projects\808\FY21\209_Cowper & East St Granville\012_CIVIL\Drawings\Build\80821209-CI-1115.dwg

DATE PLOTTED: 6 May 2021 5:27 PM BY : GORAN MILENKOVIC

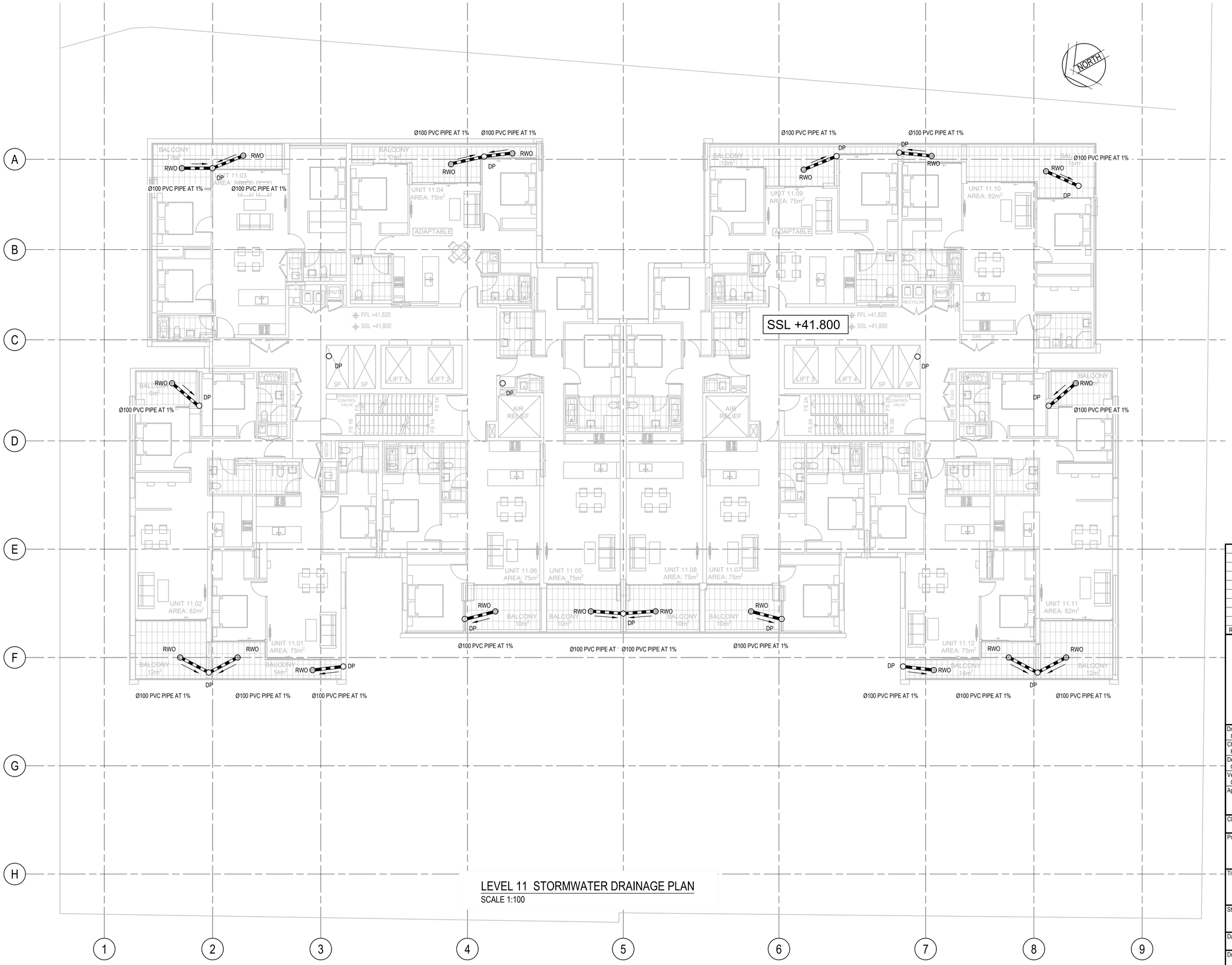

LEGEND

RWO	RWO - RAIN WATER OUTLET Ø 200
DP	DP - DOWN PIPE Ø 150
	STORMWATER PIPE

NOTE:
- ALL PIPES ARE Ø100 PVC PIPE AT 1%
- REFER TO HYDRAULIC DRAWINGS FOR DOWN PIPES LOCATIONS,CONNECTIONS AND DETAILS

LEVEL 11 STORMWATER DRAINAGE PLAN

SCALE 1:100

Rev.	Date	Description	Des.	Verif.	Appd.
2	06/05/2021	SECTION 4.55 FOR COORDINATION	GM	KP	CF
1	09/04/2021	SECTION 4.55 SUBMISSION	GM	KP	CF

Cardno (NSW/ACT) Pty Ltd | ABN 95 001 145 035
Level 9, The Forum, 203 Pacific Highway
St. Leonards, NSW 2065
Tel: 02 9496 7700 Fax: 02 9439 5170
Web: www.cardno.com.au

Drawn G.M.	Date MAR'2021	
Checked K.P.	Date MAR'2021	
Designed G.M.	Date MAR'2021	
Verified C.F.	Date MAR'2021	
Approved		

© Cardno Limited All Rights Reserved.
This document is produced by Cardno Limited solely for the benefit of and use by the client in accordance with the terms of the retainer. Cardno Limited does not and shall not assume any responsibility or liability whatsoever to any third party arising out of any use or reliance by third party on the content of this document.

Client: ELLIPSE PROPERTY

Project: RESIDENTIAL DEVELOPMENT
2-6 COWPER STREET AND EAST STREET
GRANVILLE NSW 2142

Title: STORMWATER DRAINAGE PLAN
LEVEL 11

Status: PRELIMINARY
NOT TO BE USED FOR CONSTRUCTION PURPOSES

Datum	Scale	Size
AHD		A1

Drawing Number: 80821209-CI-1116
Revision: 2

XREF's: X-Level 11 Floor
CAD File: N:\Projects\808\FY21\209_Cowper & East St Granville\012_CIVIL\Drawings\Build\80821209-CI-1116.dwg

DATE PLOTTED: 6 May 2021 5:27 PM BY : GORAN MILENKOVIC

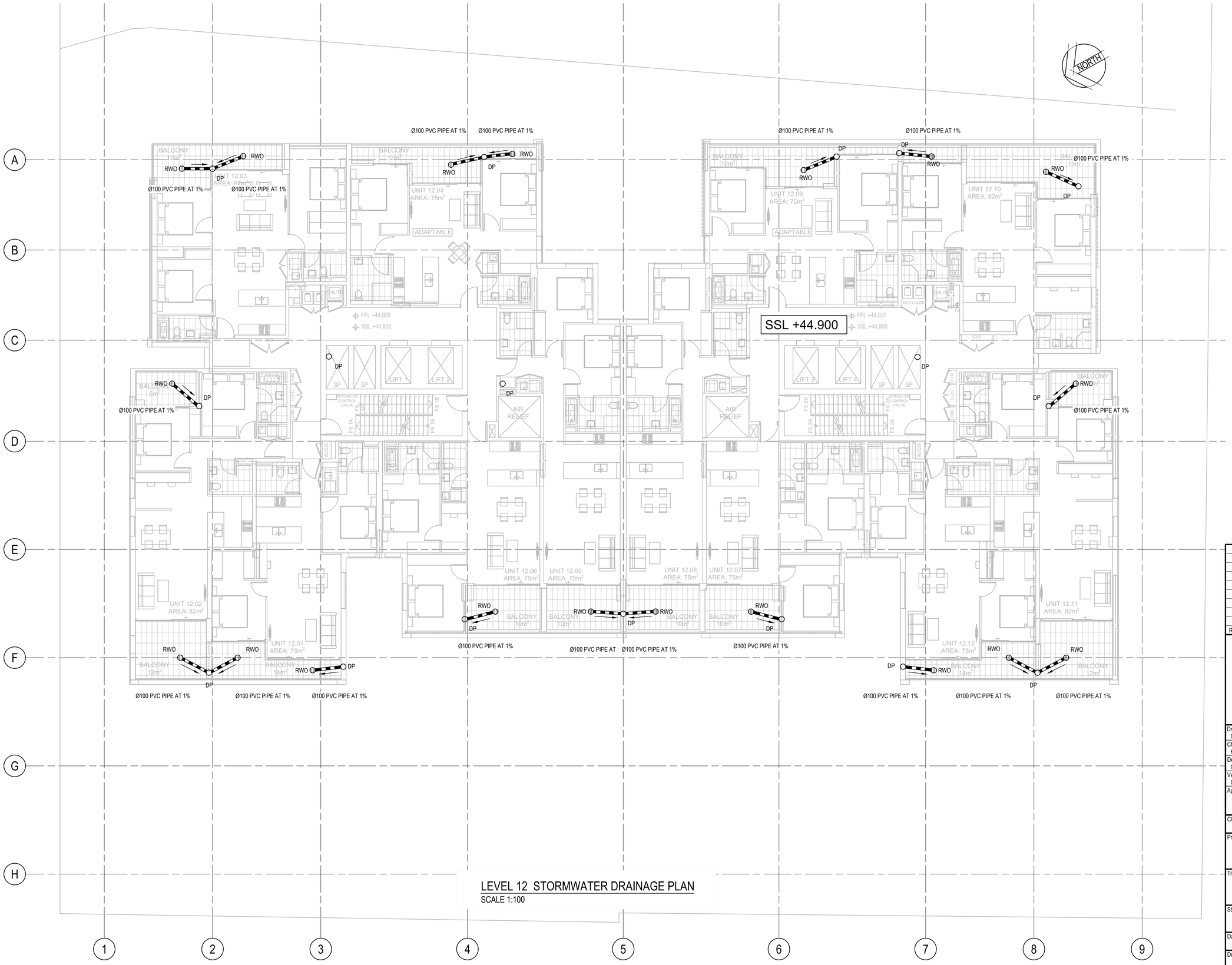

LEGEND

RWO	RWO - RAIN WATER OUTLET Ø 200
DP	DP - DOWN PIPE Ø 150
	STORMWATER PIPE

NOTE:
- ALL PIPES ARE Ø100 PVC PIPE AT 1%
- REFER TO HYDRAULIC DRAWINGS FOR DOWN PIPES LOCATIONS,CONNECTIONS AND DETAILS

LEVEL 12 STORMWATER DRAINAGE PLAN

SCALE 1:100

Rev.	Date	Description	Des.	Verif.	Appd.
2	06/05/2021	SECTION 4.55 FOR COORDINATION	GM	KP	CF
1	09/04/2021	SECTION 4.55 SUBMISSION	GM	KP	CF

Cardno (NSW/ACT) Pty Ltd | ABN 95 001 145 035
Level 9, The Forum, 203 Pacific Highway
St. Leonards, NSW 2065
Tel: 02 9496 7700 Fax: 02 9439 5170
Web: www.cardno.com.au

Drawn G.M.	Date MAR'2021	
Checked K.P.	Date MAR'2021	
Designed G.M.	Date MAR'2021	
Verified C.F.	Date MAR'2021	
Approved		

© Cardno Limited All Rights Reserved.
This document is produced by Cardno Limited solely for the benefit of and use by the client in accordance with the terms of the retainer. Cardno Limited does not and shall not assume any responsibility or liability whatsoever to any third party arising out of any use or reliance by third party on the content of this document.

Client: ELLIPSE PROPERTY

Project: RESIDENTIAL DEVELOPMENT
2-6 COWPER STREET AND EAST STREET
GRANVILLE NSW 2142

Title: STORMWATER DRAINAGE PLAN
LEVEL 12

Status: PRELIMINARY
NOT TO BE USED FOR CONSTRUCTION PURPOSES

Datum	Scale	Size
AHD		A1

Drawing Number: 80821209-CI-1117
Revision: 2

XREF's: X-Level 12 Floor
CAD File: N:\Projects\808\FY21\09_Cowper & East St Granville\012_CIVIL\Drawings\Build\80821209-CI-1117.dwg

DATE PLOTTED: 6 May 2021 5:27 PM BY : GORAN MILENKOVIC

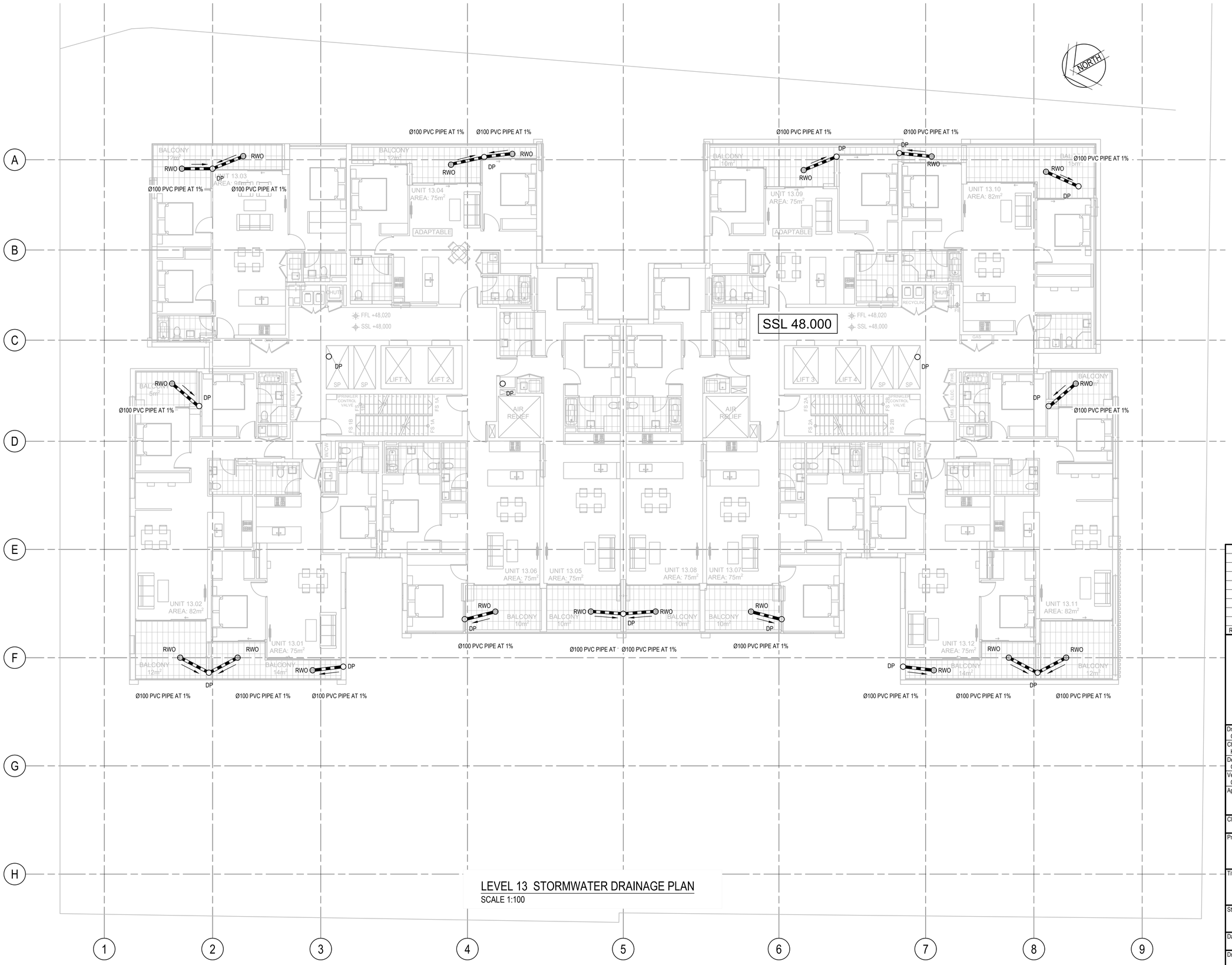

LEGEND

RWO	RWO - RAIN WATER OUTLET Ø 200
DP	DP - DOWN PIPE Ø 150
	STORMWATER PIPE

NOTE:
- ALL PIPES ARE Ø100 PVC PIPE AT 1%
- REFER TO HYDRAULIC DRAWINGS FOR DOWN PIPES LOCATIONS,CONNECTIONS AND DETAILS

LEVEL 13 STORMWATER DRAINAGE PLAN

SCALE 1:100

Rev.	Date	Description	Des.	Verif.	Appd.
2	06/05/2021	SECTION 4.55 FOR COORDINATION	GM	KP	CF
1	09/04/2021	SECTION 4.55 SUBMISSION	GM	KP	CF

Cardno (NSW/ACT) Pty Ltd | ABN 95 001 145 035
Level 9, The Forum, 203 Pacific Highway
St. Leonards, NSW 2065
Tel: 02 9496 7700 Fax: 02 9439 5170
Web: www.cardno.com.au

Drawn G.M.	Date MAR'2021	
Checked K.P.	Date MAR'2021	
Designed G.M.	Date MAR'2021	
Verified C.F.	Date MAR'2021	
Approved		

© Cardno Limited All Rights Reserved.
This document is produced by Cardno Limited solely for the benefit of and use by the client in accordance with the terms of the retainer. Cardno Limited does not and shall not assume any responsibility or liability whatsoever to any third party arising out of any use or reliance by third party on the content of this document.

Client: ELLIPSE PROPERTY

Project: RESIDENTIAL DEVELOPMENT
2-6 COWPER STREET AND EAST STREET
GRANVILLE NSW 2142

Title: STORMWATER DRAINAGE PLAN
LEVEL 13

Status: PRELIMINARY
NOT TO BE USED FOR CONSTRUCTION PURPOSES

Datum	Scale	Size
AHD		A1

Drawing Number: 80821209-CI-1118
Revision: 2

XREF's: X-Level 13 Floor
CAD File: N:\Projects\808\FY21\209_Cowper & East St Granville\012_CIVIL\Drawings\Build\80821209-CI-1118.dwg

DATE PLOTTED: 6 May 2021 5:28 PM BY : GORAN MILENKOVIC

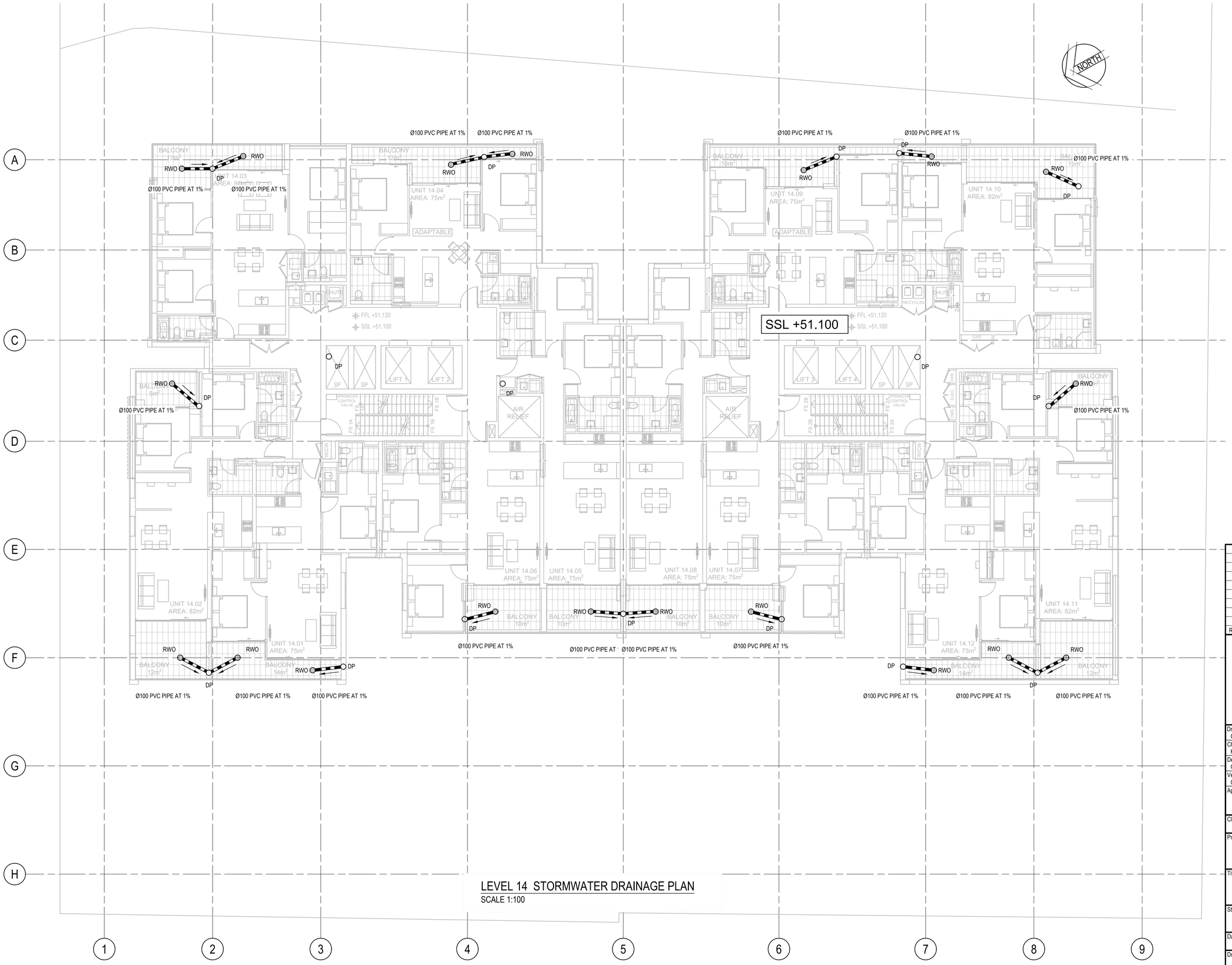

LEGEND

RWO	RWO - RAIN WATER OUTLET Ø 200
DP	DP - DOWN PIPE Ø 150
	STORMWATER PIPE

NOTE:
- ALL PIPES ARE Ø100 PVC PIPE AT 1%
- REFER TO HYDRAULIC DRAWINGS FOR DOWN PIPES LOCATIONS,CONNECTIONS AND DETAILS

LEVEL 14 STORMWATER DRAINAGE PLAN

SCALE 1:100

Rev.	Date	Description	Des.	Verif.	Appd.
2	06/05/2021	SECTION 4.55 FOR COORDINATION	GM	KP	CF
1	09/04/2021	SECTION 4.55 SUBMISSION	GM	KP	CF

Cardno (NSW/ACT) Pty Ltd | ABN 95 001 145 035
Level 9, The Forum, 203 Pacific Highway
St. Leonards, NSW 2065
Tel: 02 9496 7700 Fax: 02 9439 5170
Web: www.cardno.com.au

Drawn G.M.	Date MAR'2021	
Checked K.P.	Date MAR'2021	
Designed G.M.	Date MAR'2021	
Verified C.F.	Date MAR'2021	
Approved		

© Cardno Limited All Rights Reserved.
This document is produced by Cardno Limited solely for the benefit of and use by the client in accordance with the terms of the retainer. Cardno Limited does not and shall not assume any responsibility or liability whatsoever to any third party arising out of any use or reliance by third party on the content of this document.

Client: ELLIPSE PROPERTY

Project: RESIDENTIAL DEVELOPMENT
2-6 COWPER STREET AND EAST STREET
GRANVILLE NSW 2142

Title: STORMWATER DRAINAGE PLAN
LEVEL 14

Status: PRELIMINARY
NOT TO BE USED FOR CONSTRUCTION PURPOSES

Datum	Scale	Size
AHD		A1

Drawing Number: 80821209-CI-1119
Revision: 2

XREF's: X-Level 14 Floor
CAD File: N:\Projects\808\FY21\209_Cowper & East St Granville\012_CIVIL\Drawings\Build\80821209-CI-1119.dwg

DATE PLOTTED: 6 May 2021 5:28 PM BY : GORAN MILENKOVIC

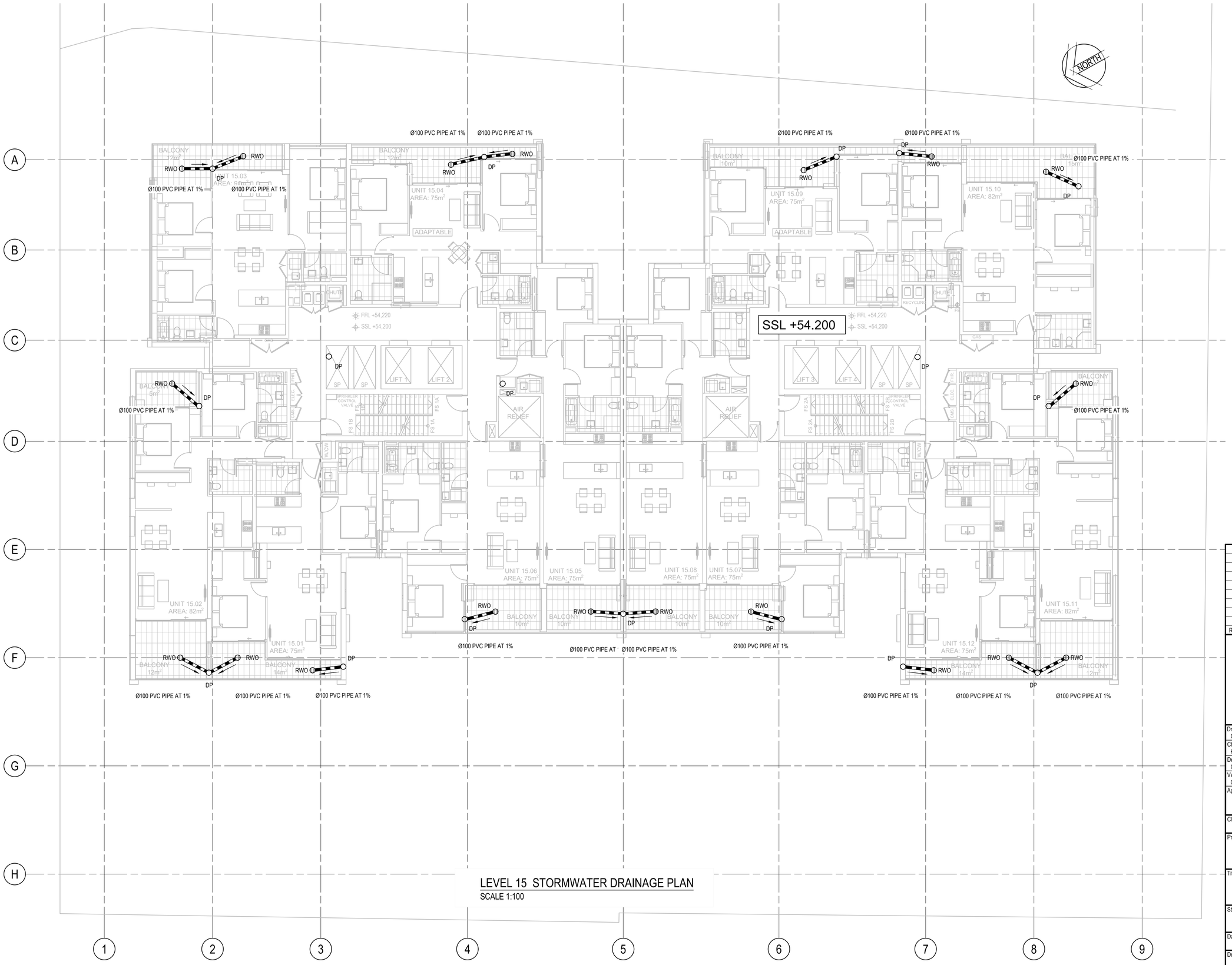

LEGEND

RWO	RWO - RAIN WATER OUTLET Ø 200
DP	DP - DOWN PIPE Ø 150
	STORMWATER PIPE

NOTE:
- ALL PIPES ARE Ø100 PVC PIPE AT 1%
- REFER TO HYDRAULIC DRAWINGS FOR DOWN PIPES LOCATIONS,CONNECTIONS AND DETAILS

LEVEL 15 STORMWATER DRAINAGE PLAN

SCALE 1:100

Rev.	Date	Description	Des.	Verif.	Appd.
2	06/05/2021	SECTION 4.55 FOR COORDINATION	GM	KP	CF
1	09/04/2021	SECTION 4.55 SUBMISSION	GM	KP	CF

Cardno (NSW/ACT) Pty Ltd | ABN 95 001 145 035
Level 9, The Forum, 203 Pacific Highway
St. Leonards, NSW 2065
Tel: 02 9496 7700 Fax: 02 9439 5170
Web: www.cardno.com.au

Drawn G.M.	Date MAR'2021	
Checked K.P.	Date MAR'2021	
Designed G.M.	Date MAR'2021	
Verified C.F.	Date MAR'2021	
Approved		

© Cardno Limited All Rights Reserved.
This document is produced by Cardno Limited solely for the benefit of and use by the client in accordance with the terms of the retainer. Cardno Limited does not and shall not assume any responsibility or liability whatsoever to any third party arising out of any use or reliance by third party on the content of this document.

Client: ELLIPSE PROPERTY

Project: RESIDENTIAL DEVELOPMENT
2-6 COWPER STREET AND EAST STREET
GRANVILLE NSW 2142

Title: STORMWATER DRAINAGE PLAN
LEVEL 15

Status: PRELIMINARY
NOT TO BE USED FOR CONSTRUCTION PURPOSES

Datum	Scale	Size
AHD		A1

Drawing Number: 80821209-CI-1120
Revision: 2

XREF's: X-Level 15 Floor
CAD File: N:\Projects\808\FY21\209_Cowper & East St Granville\012_CIVIL\Drawings\Build\80821209-CI-1120.dwg

DATE PLOTTED: 6 May 2021 5:28 PM BY : GORAN MILENKOVIC

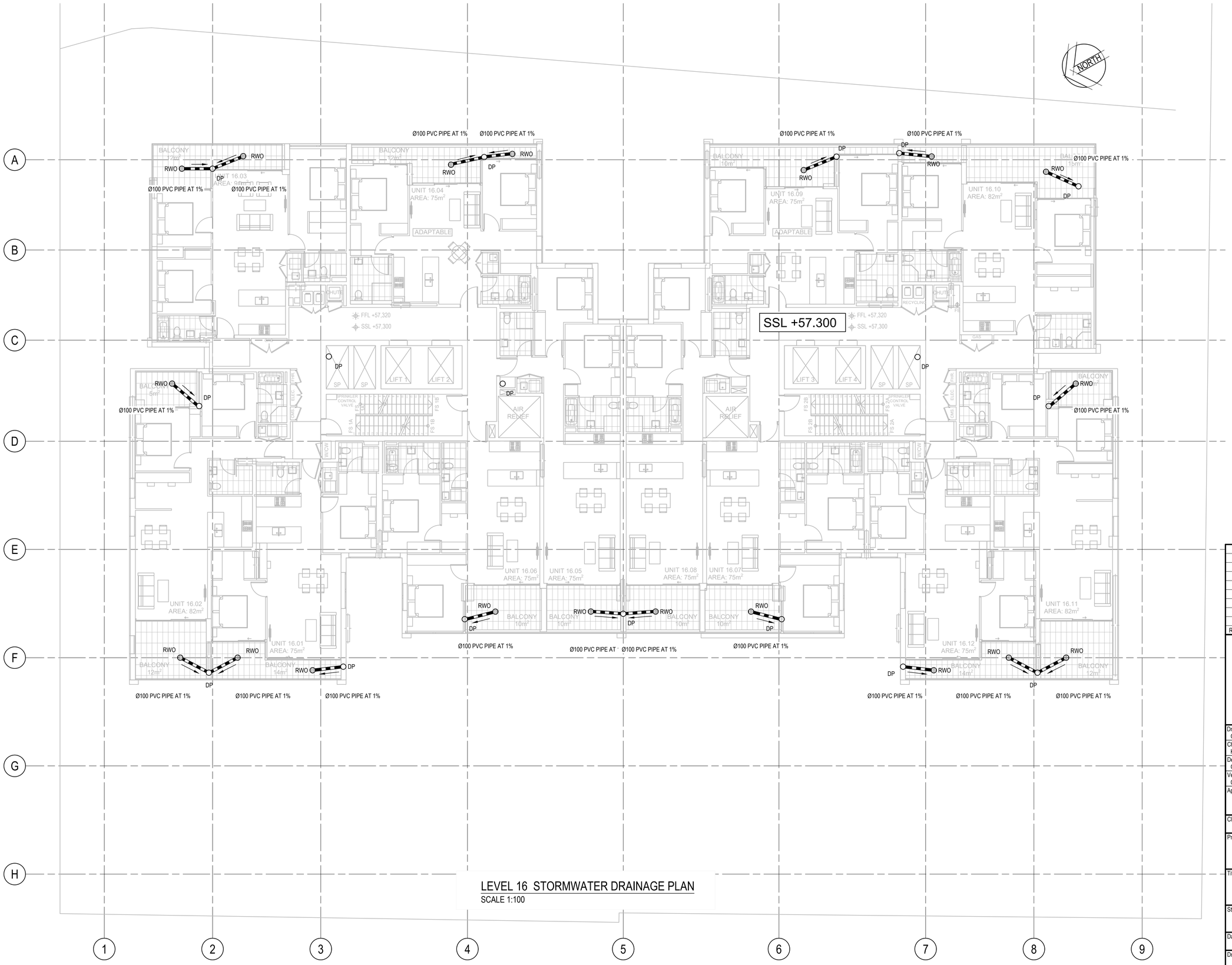

LEGEND

RWO	RWO - RAIN WATER OUTLET Ø 200
DP	DP - DOWN PIPE Ø 150
	STORMWATER PIPE

NOTE:
- ALL PIPES ARE Ø100 PVC PIPE AT 1%
- REFER TO HYDRAULIC DRAWINGS FOR DOWN PIPES LOCATIONS,CONNECTIONS AND DETAILS

LEVEL 16 STORMWATER DRAINAGE PLAN

SCALE 1:100

Rev.	Date	Description	Des.	Verif.	Appd.
2	06/05/2021	SECTION 4.55 FOR COORDINATION	GM	KP	CF
1	09/04/2021	SECTION 4.55 SUBMISSION	GM	KP	CF

Cardno (NSW/ACT) Pty Ltd | ABN 95 001 145 035
Level 9, The Forum, 203 Pacific Highway
St. Leonards, NSW 2065
Tel: 02 9496 7700 Fax: 02 9439 5170
Web: www.cardno.com.au

Drawn G.M.	Date MAR'2021	
Checked K.P.	Date MAR'2021	
Designed G.M.	Date MAR'2021	
Verified C.F.	Date MAR'2021	
Approved		

© Cardno Limited All Rights Reserved.
This document is produced by Cardno Limited solely for the benefit of and use by the client in accordance with the terms of the retainer. Cardno Limited does not and shall not assume any responsibility or liability whatsoever to any third party arising out of any use or reliance by third party on the content of this document.

Client: ELLIPSE PROPERTY

Project: RESIDENTIAL DEVELOPMENT
2-6 COWPER STREET AND EAST STREET
GRANVILLE NSW 2142

Title: STORMWATER DRAINAGE PLAN
LEVEL 16

Status: PRELIMINARY
NOT TO BE USED FOR CONSTRUCTION PURPOSES

Datum	Scale	Size
AHD		A1

Drawing Number: 80821209-CI-1121
Revision: 2

XREF's: X-Level 16 Floor
CAD File: N:\Projects\808\FY21\09_Cowper & East St Granville\012_CIVIL\Drawings\Build\80821209-CI-1121.dwg

DATE PLOTTED: 6 May 2021 5:28 PM BY : GORAN MILENKOVIC

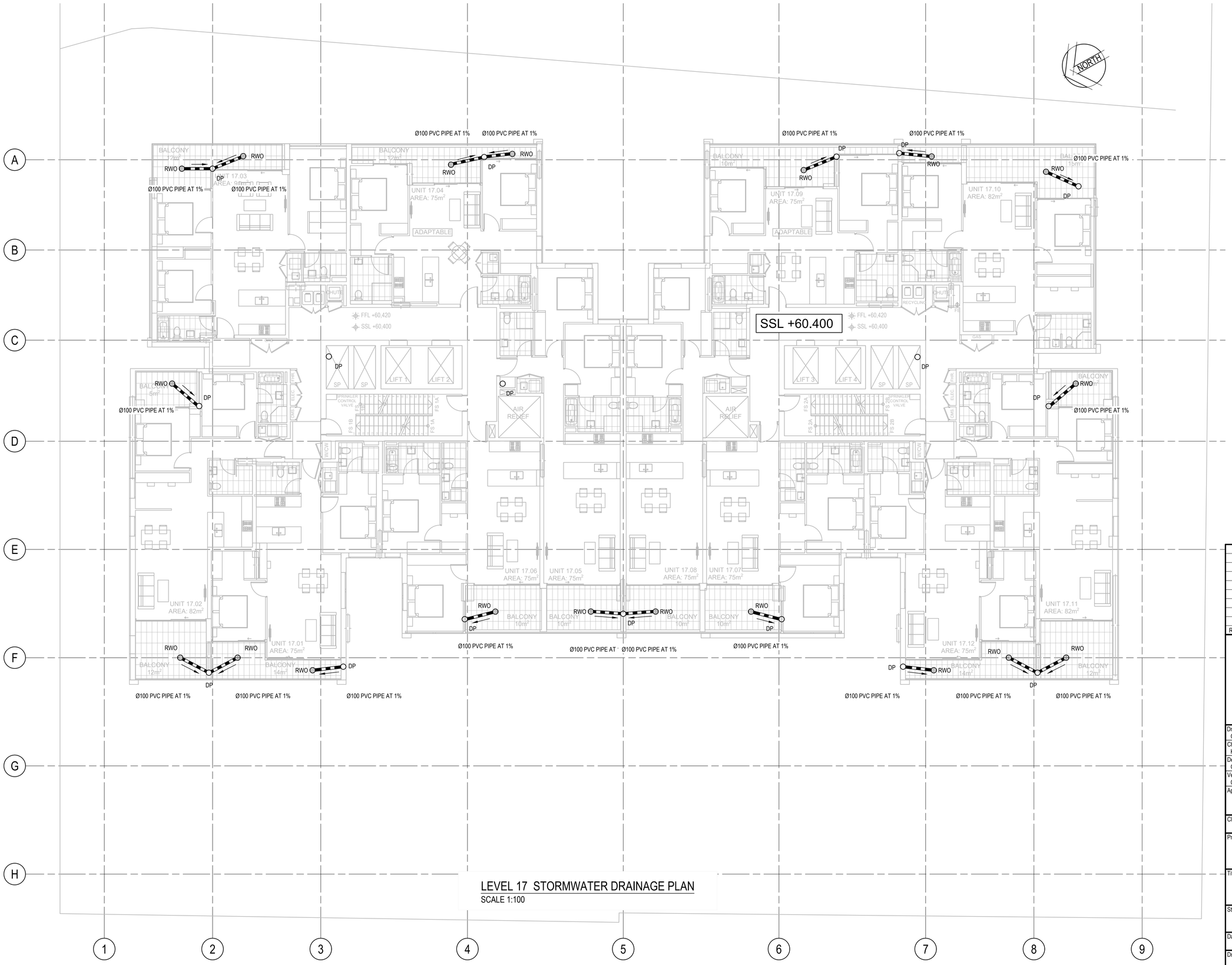

LEGEND

RWO	RWO - RAIN WATER OUTLET Ø 200
DP	DP - DOWN PIPE Ø 150
	STORMWATER PIPE

NOTE:
- ALL PIPES ARE Ø100 PVC PIPE AT 1%
- REFER TO HYDRAULIC DRAWINGS FOR DOWN PIPES LOCATIONS,CONNECTIONS AND DETAILS

LEVEL 17 STORMWATER DRAINAGE PLAN

SCALE 1:100

Rev.	Date	Description	Des.	Verif.	Appd.
2	06/05/2021	SECTION 4.55 FOR COORDINATION	GM	KP	CF
1	09/04/2021	SECTION 4.55 SUBMISSION	GM	KP	CF

Cardno (NSW/ACT) Pty Ltd | ABN 95 001 145 035
Level 9, The Forum, 203 Pacific Highway
St. Leonards, NSW 2065
Tel: 02 9496 7700 Fax: 02 9439 5170
Web: www.cardno.com.au

Drawn G.M.	Date MAR'2021		
Checked K.P.	Date MAR'2021		
Designed G.M.	Date MAR'2021		
Verified C.F.	Date MAR'2021		
Approved			

© Cardno Limited All Rights Reserved.
This document is produced by Cardno Limited solely for the benefit of and use by the client in accordance with the terms of the retainer. Cardno Limited does not and shall not assume any responsibility or liability whatsoever to any third party arising out of any use or reliance by third party on the content of this document.

Client: ELLIPSE PROPERTY

Project: RESIDENTIAL DEVELOPMENT
2-6 COWPER STREET AND EAST STREET
GRANVILLE NSW 2142

Title: STORMWATER DRAINAGE PLAN
LEVEL 17

Status: PRELIMINARY
NOT TO BE USED FOR CONSTRUCTION PURPOSES

Datum	Scale	Size
AHD		A1

Drawing Number: 80821209-CI-1122

Revision: 2

XREF's: X-Level 17 Floor
CAD File: N:\Projects\808\FY21\09_Cowper & East St Granville\012_CIVIL\Drawings\Build\80821209-CI-1122.dwg

DATE PLOTTED: 6 May 2021 5:28 PM BY : GORAN MILENKOVIC

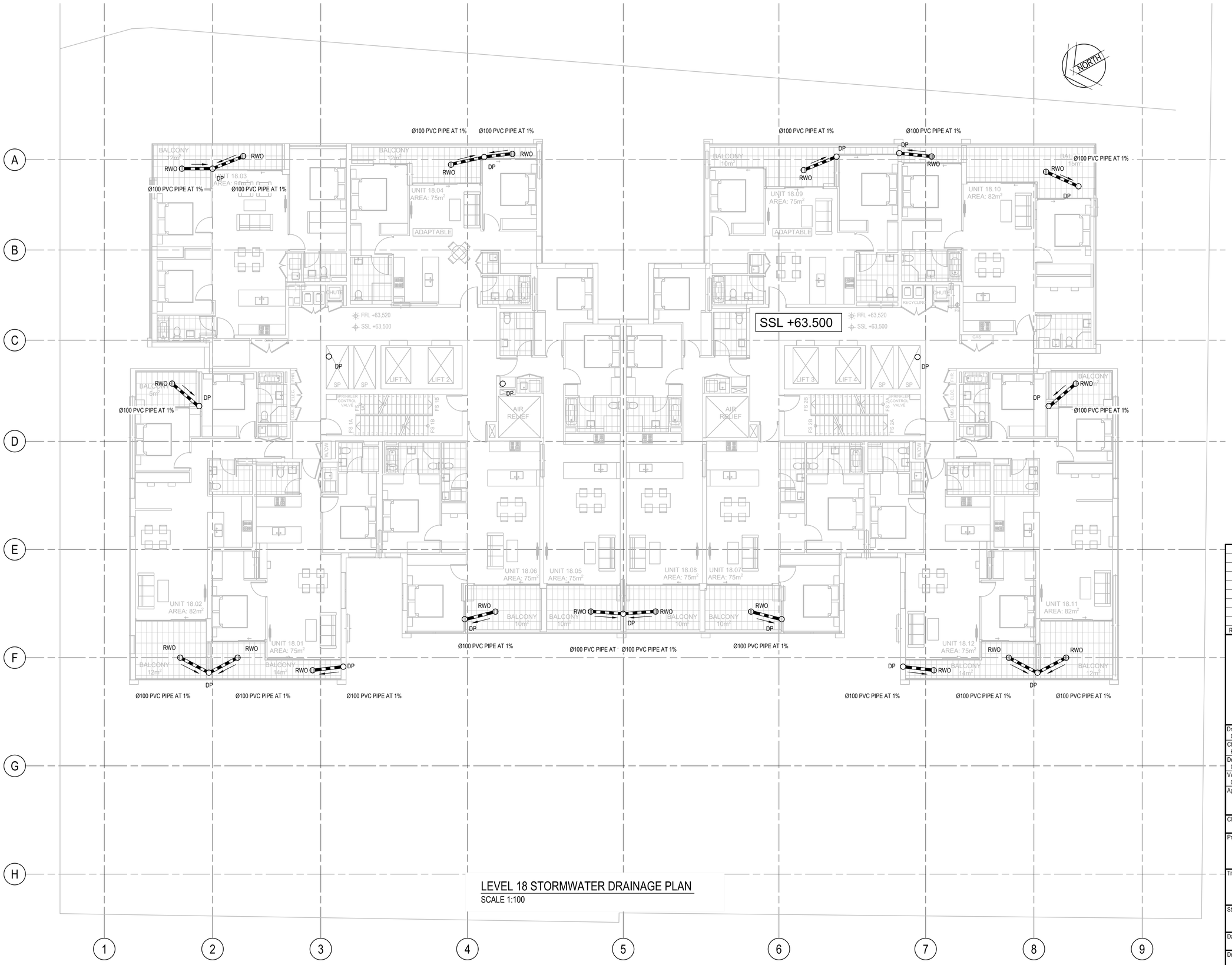

LEGEND

RWO	RWO - RAIN WATER OUTLET Ø 200
DP	DP - DOWN PIPE Ø 150
	STORMWATER PIPE

NOTE:
- ALL PIPES ARE Ø100 PVC PIPE AT 1%
- REFER TO HYDRAULIC DRAWINGS FOR DOWN PIPES LOCATIONS,CONNECTIONS AND DETAILS

LEVEL 18 STORMWATER DRAINAGE PLAN

SCALE 1:100

Rev.	Date	Description	Des.	Verif.	Appd.
2	06/05/2021	SECTION 4.55 FOR COORDINATION	GM	KP	CF
1	09/04/2021	SECTION 4.55 SUBMISSION	GM	KP	CF

Cardno (NSW/ACT) Pty Ltd | ABN 95 001 145 035
Level 9, The Forum, 203 Pacific Highway
St. Leonards, NSW 2065
Tel: 02 9496 7700 Fax: 02 9439 5170
Web: www.cardno.com.au

Drawn G.M.	Date MAR'2021	
Checked K.P.	Date MAR'2021	
Designed G.M.	Date MAR'2021	
Verified C.F.	Date MAR'2021	
Approved		

© Cardno Limited All Rights Reserved.
This document is produced by Cardno Limited solely for the benefit of and use by the client in accordance with the terms of the retainer. Cardno Limited does not and shall not assume any responsibility or liability whatsoever to any third party arising out of any use or reliance by third party on the content of this document.

Client: ELLIPSE PROPERTY

Project: RESIDENTIAL DEVELOPMENT
2-6 COWPER STREET AND EAST STREET
GRANVILLE NSW 2142

Title: STORMWATER DRAINAGE PLAN
LEVEL 18

Status: PRELIMINARY
NOT TO BE USED FOR CONSTRUCTION PURPOSES

Datum	Scale	Size
AHD		A1

Drawing Number: 80821209-CI-1123
Revision: 2

XREF's: X-Level 18 Floor
CAD File: N:\Projects\808\FY21\09_Cowper & East St Granville\012_CIVIL\Drawings\Build\80821209-CI-1123.dwg

DATE PLOTTED: 6 May 2021 5:28 PM BY : GORAN MILENKOVIC

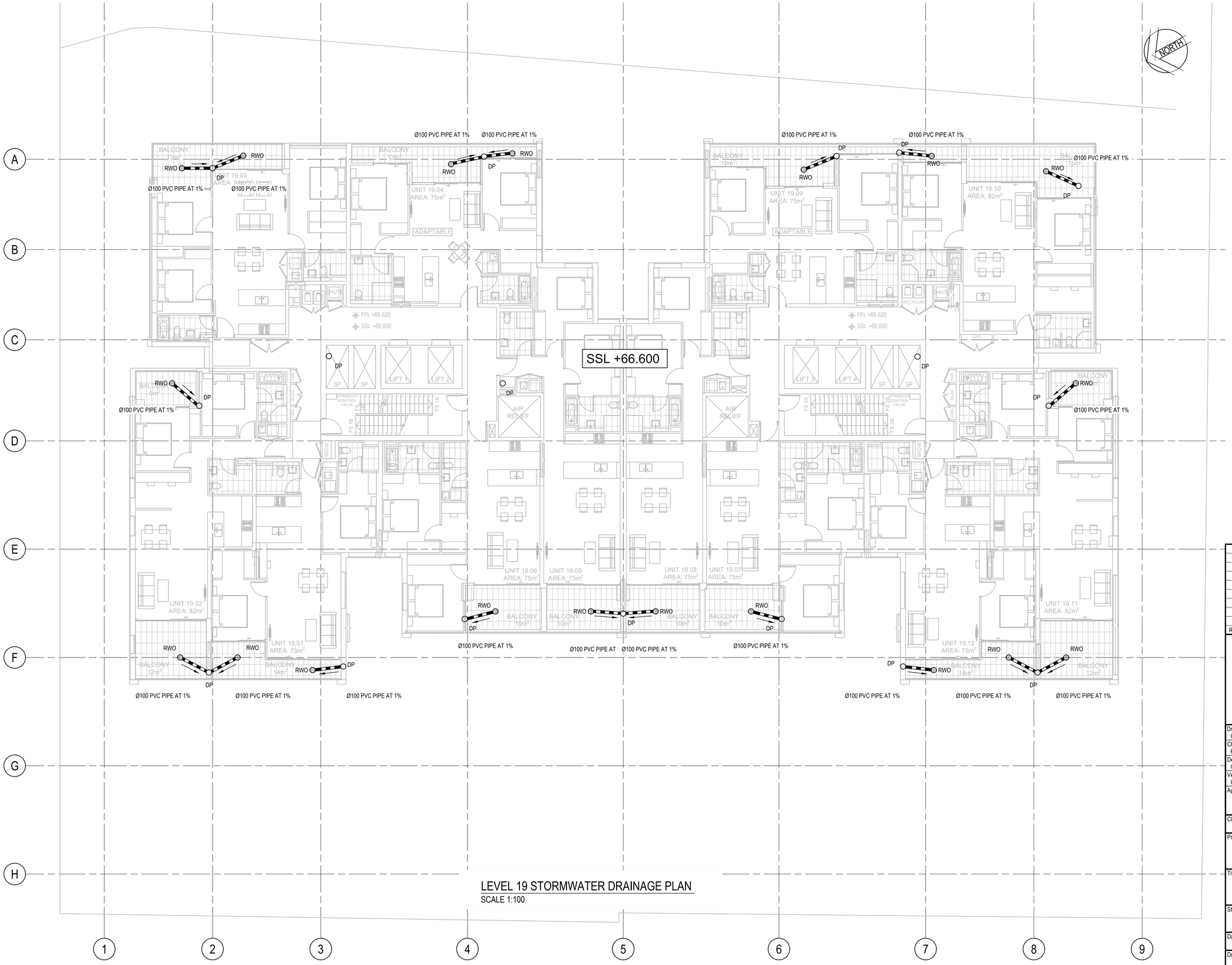

LEGEND

RWO	RWO - RAIN WATER OUTLET Ø 200
DP	DP - DOWN PIPE Ø 150
	STORMWATER PIPE

NOTE:
- ALL PIPES ARE Ø100 PVC PIPE AT 1%
- REFER TO HYDRAULIC DRAWINGS FOR DOWN PIPES LOCATIONS,CONNECTIONS AND DETAILS

LEVEL 19 STORMWATER DRAINAGE PLAN

SCALE 1:100

Rev.	Date	Description	Des.	Verif.	Appd.
2	06/05/2021	SECTION 4.55 FOR COORDINATION	GM	KP	CF
1	09/04/2021	SECTION 4.55 SUBMISSION	GM	KP	CF

Cardno (NSW/ACT) Pty Ltd | ABN 95 001 145 035
Level 9, The Forum, 203 Pacific Highway
St. Leonards, NSW 2065
Tel: 02 9496 7700 Fax: 02 9439 5170
Web: www.cardno.com.au

Drawn G.M.	Date MAR'2021	
Checked K.P.	Date MAR'2021	
Designed G.M.	Date MAR'2021	
Verified C.F.	Date MAR'2021	
Approved		

© Cardno Limited All Rights Reserved.
This document is produced by Cardno Limited solely for the benefit of and use by the client in accordance with the terms of the retainer. Cardno Limited does not and shall not assume any responsibility or liability whatsoever to any third party arising out of any use or reliance by third party on the content of this document.

Client: ELLIPSE PROPERTY

Project: RESIDENTIAL DEVELOPMENT
2-6 COWPER STREET AND EAST STREET
GRANVILLE NSW 2142

Title: STORMWATER DRAINAGE PLAN
LEVEL 19

Status: PRELIMINARY
NOT TO BE USED FOR CONSTRUCTION PURPOSES

Datum	Scale	Size
AHD		A1

Drawing Number: 80821209-CI-1124
Revision: 2

XREF's: X-Level 19 Floor
CAD File: N:\Projects\808\FY21\09_Cowper & East St Granville\012_CIVIL\Drawings\Build\80821209-CI-1124.dwg

DATE PLOTTED: 28 May 2021 3:01 PM BY : MARTIN DOODY

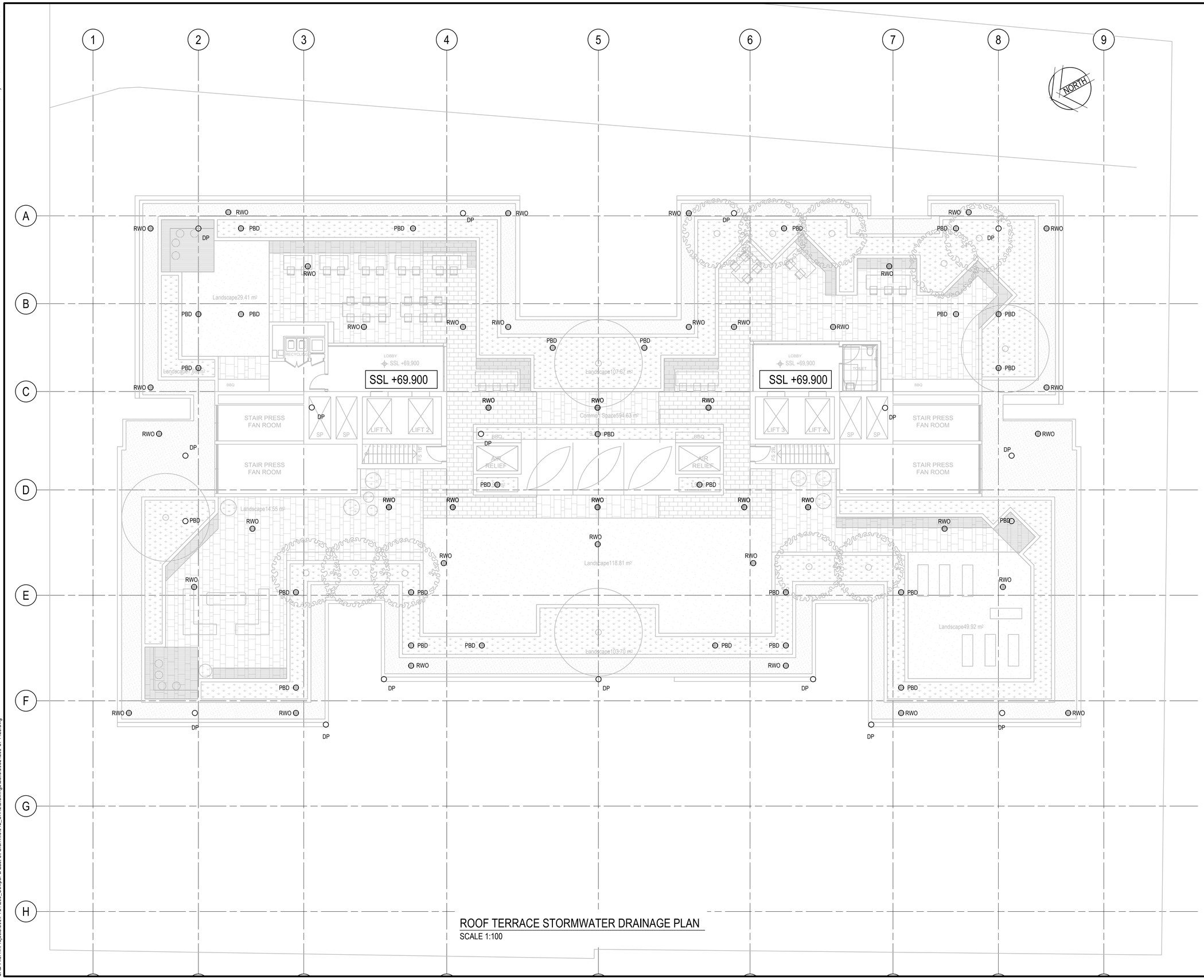

LEGEND

RWO	RWO - RAIN WATER OUTLET Ø 200
DP	DP - DOWN PIPE Ø 150
	STORMWATER PIPE

NOTE:
- ALL PIPES ARE Ø100 PVC PIPE AT 1%
- REFER TO HYDRAULIC DRAWINGS FOR DOWN PIPES LOCATIONS,CONNECTIONS AND DETAILS

ROOF TERRACE STORMWATER DRAINAGE PLAN

SCALE 1:100

Rev.	Date	Description	Des.	Verif.	Appd.
3	28/05/2021	SECTION 4.55 FOR COORDINATION	AP	CF	CF
2	06/05/2021	SECTION 4.55 FOR COORDINATION	GM	KP	CF
1	09/04/2021	SECTION 4.55 SUBMISSION	GM	KP	CF

Cardno (NSW/ACT) Pty Ltd | ABN 95 001 145 035
Level 9, The Forum, 203 Pacific Highway
St. Leonards, NSW 2065
Tel: 02 9496 7700 Fax: 02 9439 5170
Web: www.cardno.com.au

Drawn G.M.	Date MAR'2021	
Checked K.P.	Date MAR'2021	
Designed G.M.	Date MAR'2021	
Verified C.F.	Date MAR'2021	
Approved		

© Cardno Limited All Rights Reserved.
This document is produced by Cardno Limited solely for the benefit of and use by the client in accordance with the terms of the retainer. Cardno Limited does not and shall not assume any responsibility or liability whatsoever to any third party arising out of any use or reliance by third party on the content of this document.

Client: ELLIPSE PROPERTY

Project: RESIDENTIAL DEVELOPMENT
2-6 COWPER STREET AND EAST STREET
GRANVILLE NSW 2142

Title: STORMWATER DRAINAGE PLAN
ROOF LEVEL PLAN

Status: PRELIMINARY
NOT TO BE USED FOR CONSTRUCTION PURPOSES

Datum	Scale	Size
AHD		A1

Drawing Number: 80821209-CI-1125

Revision: 3

XREF's: X-Level Roof Terrace
CAD File: N:\Projects\808\FY21\209_Cowper & East St Granville\012_CIVIL\Drawings\Build\80821209-CI-1125.dwg

SEDIMENTATION AND EROSION CONTROL PLAN

SCALE 1:100

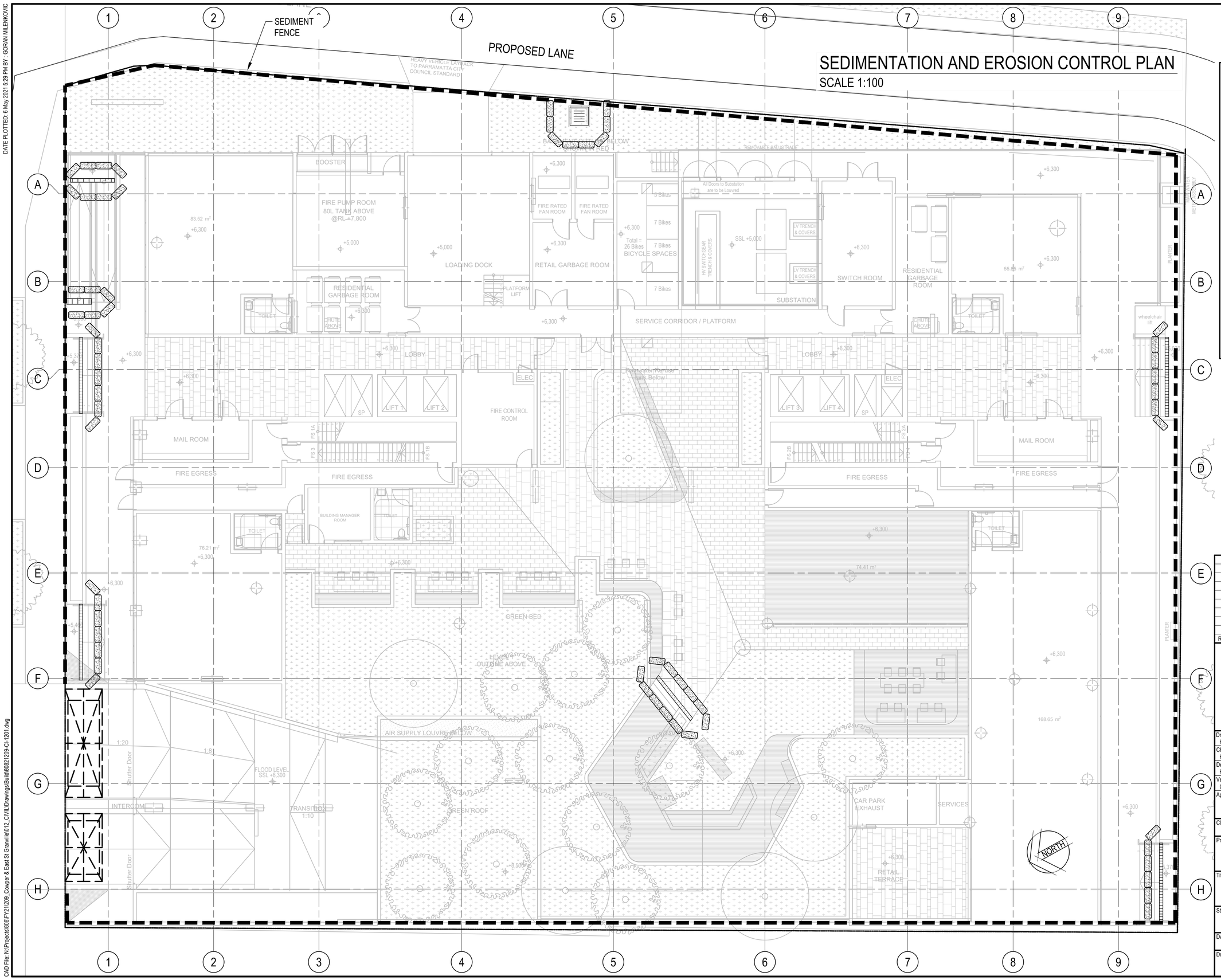

LEGEND

- SITE FENCE
- SEDIMENT/SILT FENCE
- PROPOSED STORMWATER LINE
- PROPOSED STORMWATER PIT
- SILT TRAP/SAND BAGS
- TEMPORARY SURFACE INLET SEDIMENT TRAP OR GROSS POLLUTANT TRAP
- TEMPORARY CONSTRUCTION VEHICLE EXIT
- EXISTING CONTOURS

Rev.	Date	Description	Des.	Verif.	Appd.
3	06/05/2021	SECTION 4.55 FOR COORDINATION	GM	KP	CF
2	09/04/2021	SECTION 4.55 SUBMISSION	GM	KP	CF
1	25/02/2021	PRELIMINARY ISSUE	K.P.	C.F.	CF

Cardno

Drawn K.P.	Date FEB'2021
Checked K.P.	Date FEB'2021
Designed K.P.	Date FEB'2021
Verified C.F.	Date FEB'2021
Approved	

© Cardno Limited All Rights Reserved.
This document is produced by Cardno Limited solely for the benefit of and use by the client in accordance with the terms of the retainer. Cardno Limited does not and shall not assume any responsibility or liability whatsoever to any third party arising out of any use or reliance by third party on the content of this document.

Client: ELLIPSE PROPERTY

Project: RESIDENTIAL DEVELOPMENT
2-6 COWPER STREET AND EAST STREET
GRANVILLE NSW 2142

Title: SEDIMENTATION AND EROSION CONTROL PLAN

Status: PRELIMINARY
NOT TO BE USED FOR CONSTRUCTION PURPOSES

DATUM	Scale	Size
AHD		A1

Drawing Number: 80821209-CI-1201

Revision: 3

DATE PLOTTED: 6 May 2021 5:29 PM BY : GORAN MILENKOVIC
XREF's: X:Ground Floor
CAD File: N:\Projects\8080\FY21\209_Cowper & East St Granville\012_CIVIL\Drawings\Build\80821209-CI-1201.dwg

DATE PLOTTED: 28 May 2021 3:01 PM BY : MARTIN DOODY

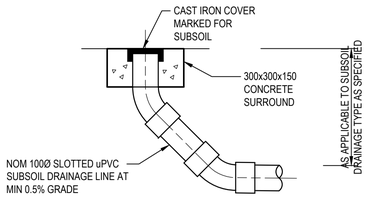

HIGH END RISER

N.T.S.

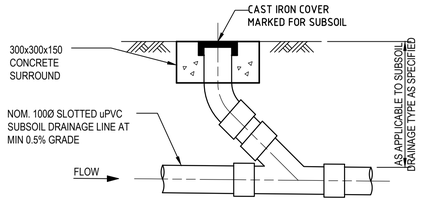

INTERMEDIATE RISER

N.T.S.

(TYPICAL AT 25m. INTERVALS UNLESS OTHERWISE NOTED ON PLAN)

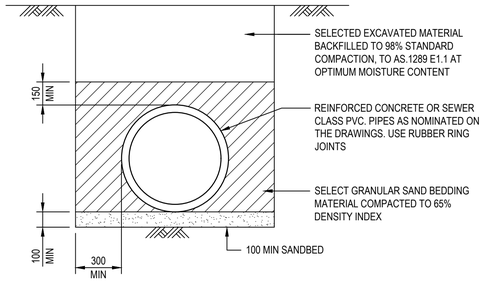

TYPICAL PIPE LAYING DETAIL U.N.O.

NOTE:
ALLOW TO BUILD 100Ø AG. DRAIN IN THE LAST 3.0m OF DRAINAGE PIPE, UPSTREAM OF ALL DRAINAGE PITS.

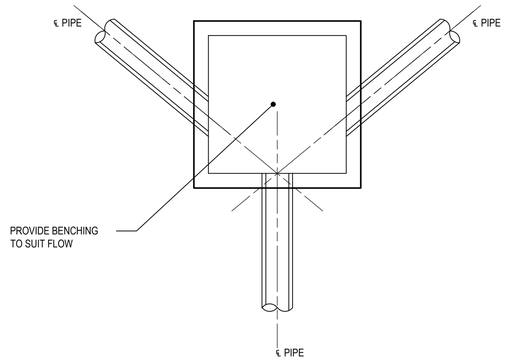

JUNCTION PIT SET OUT DETAILS

N.T.S

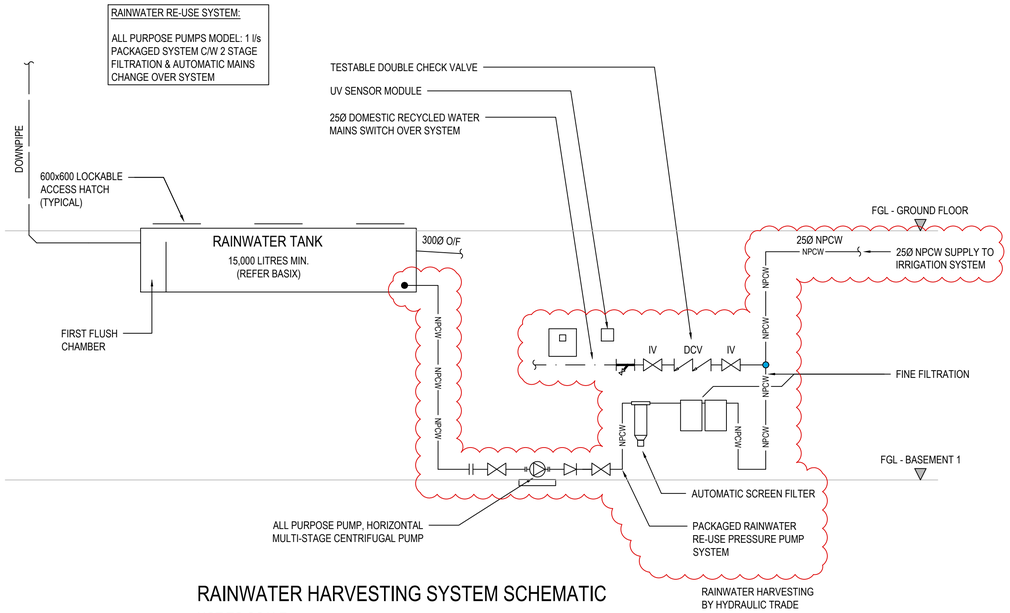

RAINWATER HARVESTING SYSTEM SCHEMATIC

NOT TO SCALE

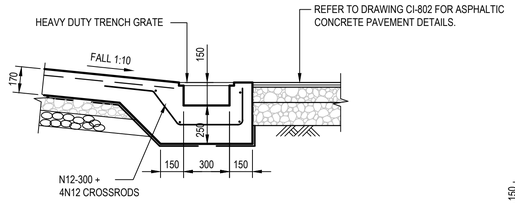

GRATED DRAIN DETAIL AT ENTRY ROAD

SCALE 1:20

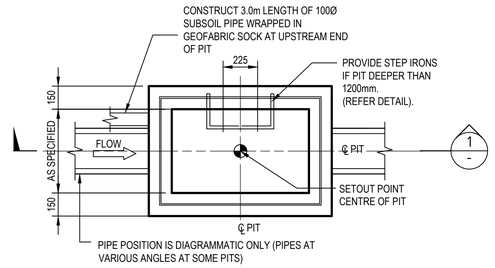

PLAN

NTS

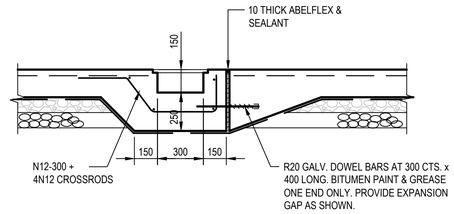

GRATED DRAIN DETAIL

SCALE 1:20

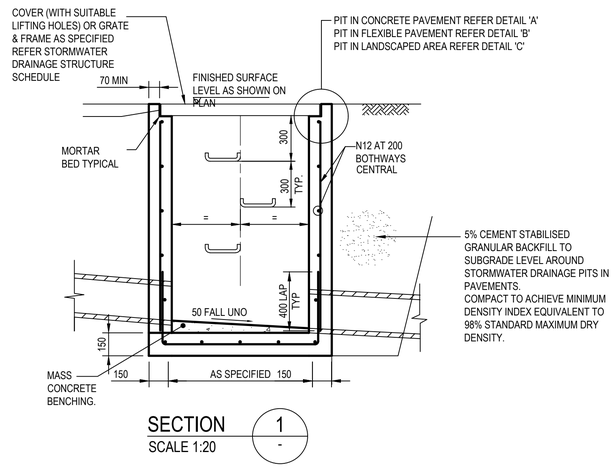

SECTION

SCALE 1:20

SURFACE INLET/JUNCTION PIT (SIP/JP)

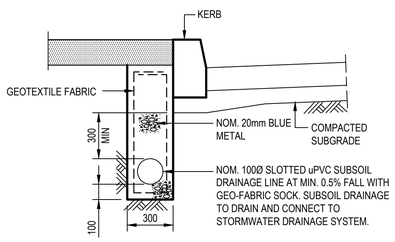

SUBSOIL DRAINAGE LINE IN LANDSCAPED AREAS ADJACENT TO ROADS

DENOTED ON PLAN
NTS

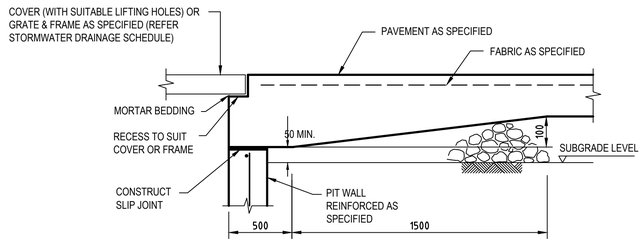

DETAIL "A"

N.T.S

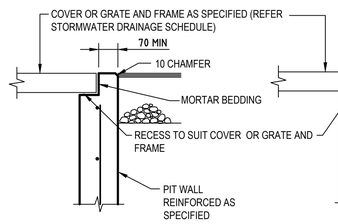

DETAIL "B"

SCALE 1:10

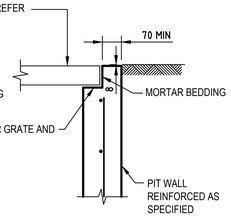

DETAIL "C"

SCALE 1:10

PIT EDGE TREATMENT FOR STORMWATER DRAINAGE AND OTHER SERVICES PITS IN ROAD PAVEMENTS AND LANDSCAPED AREAS

Rev.	Date	Description	Des.	Verif.	Appd.
4	28/05/2021	SECTION 4.55 FOR COORDINATION	AP	CF	CF
3	06/05/2021	SECTION 4.55 FOR COORDINATION	GM	KP	CF
2	09/04/2021	SECTION 4.55 SUBMISSION	GM	KP	CF
1	25/02/2021	PRELIMINARY ISSUE	K.P.	C.F.	CF

© Cardno Limited All Rights Reserved.
This document is produced by Cardno Limited solely for the benefit of and use by the client in accordance with the terms of the retainer. Cardno Limited does not and shall not assume any responsibility or liability whatsoever to any third party arising out of any use or reliance by third party on the content of this document.

Cardno (NSW/ACT) Pty Ltd | ABN 95 001 145 035
Level 9, The Forum, 203 Pacific Highway
St. Leonards, NSW 2065
Tel: 02 9496 7700 Fax: 02 9439 5170
Web: www.cardno.com.au

Drawn K.P.	Date FEB'2021	
Checked K.P.	Date FEB'2021	
Designed K.P.	Date FEB'2021	
Verified C.F.	Date FEB'2021	
Approved		

Client: ELLIPSE PROPERTY

Project: RESIDENTIAL DEVELOPMENT
2-6 COWPER STREET AND EAST STREET
GRANVILLE NSW 2142

Title: STORMWATER DRINAGE
STANDARD DETAILS
SHEET 1

Status: PRELIMINARY
NOT TO BE USED FOR CONSTRUCTION PURPOSES

DATUM	Scale	Size
AHD		A1

Drawing Number: 80821209-CI-2101
Revision: 4

XREF's:
CAD File: N:\Projects\808\FY21\209_Cowper & East St Granville\012_CIVIL\Drawings\Build\80821209-CI-2101.dwg

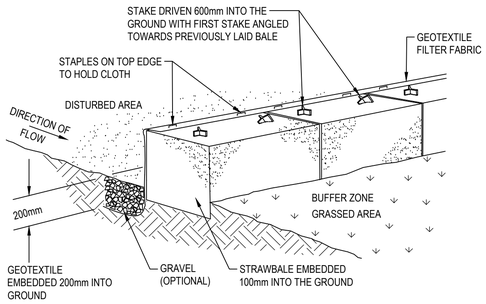

STRAWBALE AND GEOTEXTILE SEDIMENT FILTER

NTS

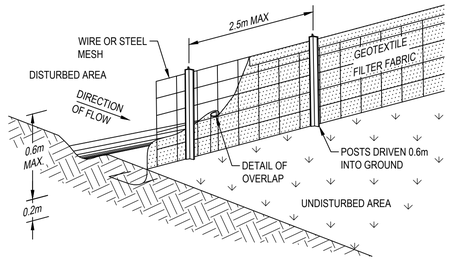

SEDIMENT FENCE

NTS

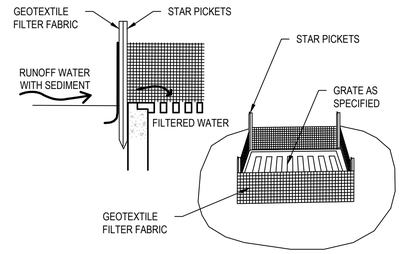

GEOTEXTILE FILTER PIT SURROUND

NTS

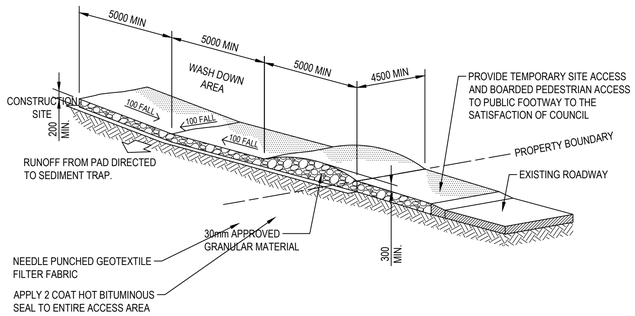

STABILISED SITE ACCESS AND TRUCK WASH DOWN AREA

NTS

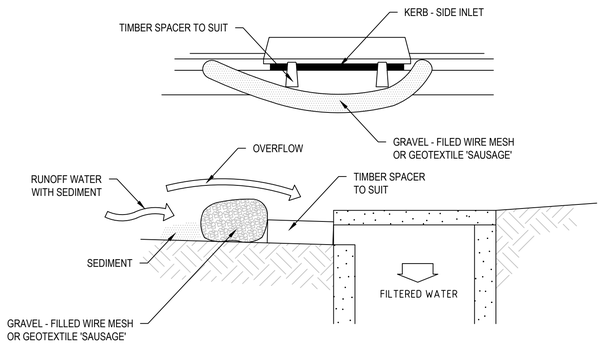

MESH AND GRAVEL INLET FILTER

NTS

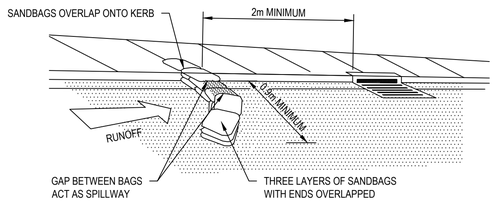

SANDBAG SEDIMENT TRAP FOR KERB INLET ON GRADE

NTS

Rev.	Date	Description	Des.	Verif.	Appd.
3	06/05/2021	SECTION 4.55 FOR COORDINATION	GM	KP	CF
2	09/04/2021	SECTION 4.55 SUBMISSION	GM	KP	CF
1	25/02/2021	PRELIMINARY ISSUE	K.P.	C.F.	CF

© Cardno Limited All Rights Reserved.
This document is produced by Cardno Limited solely for the benefit of and use by the client in accordance with the terms of the retainer. Cardno Limited does not and shall not assume any responsibility or liability whatsoever to any third party arising out of any use or reliance by third party on the content of this document.

Cardno®

Drawn K.P.	Date FEB'2021	
Checked K.P.	Date FEB'2021	
Designed K.P.	Date FEB'2021	
Verified C.F.	Date FEB'2021	
Approved		

Client: ELLIPSE PROPERTY

Project: RESIDENTIAL DEVELOPMENT
2-6 COWPER STREET AND EAST STREET
GRANVILLE NSW 2142

Title: SEDIMENTATION AND EROSION DETAILS
CONTROL DETAILS

Status: PRELIMINARY
NOT TO BE USED FOR CONSTRUCTION PURPOSES

DATUM: AHD | Scale: | Size: A1

Drawing Number: 80821209-CI-2102 | Revision: 3

DATE PLOTTED: 6 May 2021 5:29 PM BY : GORAN MILENKOVIC

XREF's:
CAD File: N:\Projects\808\FY21\209_Cowper & East St Granville\012_CIVIL\Drawings\Build\80821209-CI-2102.dwg